

**FOUR YEAR UNDERGRADUATE PROGRAM (NEP-2020)**

**Program: Bachelor in Life Science (2024 -28)**

**DISCIPLINE – BOTANY**

**Session – 2024 -25**

DSC -01 to 08		DSE -01 to 12	
Code	Title	Code	Title
BOSC -01T	<i>Elementary Botany</i>	BOSE -01T	<i>Natural resources and management</i>
BOSC -01P	<i>Lab. Course -01 (Elementary Botany)</i>	BOSE -01P	<i>Lab. Course -01 (Natural resources and management)</i>
BOSC -02T	<i>Microbes and Thallophyta</i>	BOSE -02T	<i>Microbiology and Phytopathology</i>
BOSC -02P	<i>Lab. Course -02 (Microbes and Thallophyta)</i>	BOSE -02P	<i>Lab. Course -02 (Microbiology and Phytopathology)</i>
BOSC -03T	<i>Archegoniate and Fossils</i>	BOSE -03T	<i>Phytopaleontology and Evolutionary Botany</i>
BOSC -03P	<i>Lab. Course-03 (Archegoniate and Fossils)</i>	BOSE -03P	<i>Lab. Course -03 (Phytopaleontology and Evolutionary Botany)</i>
BOSC -04T	<i>Angiosperms</i>	BOSE -04T	<i>Ethnobotany and Medicinal plants</i>
BOSC -04P	<i>Lab. Course - 04 (Angiosperms)</i>	BOSE -04P	<i>Lab. Course-04 (Ethnobotany &amp; Medicinal plants)</i>
BOSC -05T	<i>Cytology and Genetics</i>	BOSE -05T	<i>Biosystematics and Biodiversity</i>
BOSC -05P	<i>Lab. Course -05 (Cytology and Genetics)</i>	BOSE -05P	<i>Lab. Course -05 (Biosystematics and Biodiversity)</i>
BOSC -06T	<i>Plant Physiology and Economic Botany</i>	BOSE -06T	<i>Plant breeding and Seed technology</i>
BOSC -06P	<i>Lab. Course -06 (Plant Physiology and Economic Botany)</i>	BOSE -06P	<i>Lab. Course -06 (Plant breeding and Seed technology)</i>
BOSC -07T	<i>Ecology and Phytogeography</i>	BOSE -07T	<i>Instrumentation and biochemical technology</i>
BOSC -07P	<i>Lab. Course -07 (Ecology and Phytogeography)</i>	BOSE -07P	<i>Lab. Course -07 (Instrumentation and biochemical technology)</i>
BOSC -08T	<i>Molecular biology and Biostatistics</i>	BOSE -08T	<i>Growth and Stress Physiology</i>
BOSC -08P	<i>Lab. Course-08 (Molecular biology and Biostatistics)</i>	BOSE -08P	<i>Lab. Course -08 (Growth and Stress Physiology)</i>
		BOSE -09T	<i>Plant biotechnology and crop improvement</i>
		BOSE -09P	<i>Lab. Course -09 (Plant biotechnology and crop improvement)</i>
		BOSE -10T	<i>Applied Botany and Intellectual property right (IPR)</i>
		BOSE -10P	<i>Lab. Course -10 (Applied Botany and IPR)</i>
		BOSE -11T	<i>Biochemistry and Enzymology</i>
		BOSE -11P	<i>Lab. Course -11 (Biochemistry and Enzymology)</i>
		BOSE -12T	<i>Bioinformatics and Gene Technology</i>
		BOSE -12P	<i>Lab. Course-12 (Bioinformatics &amp; Gene Technology)</i>
<b>GE -01 &amp; 02</b>		<b>VAC</b>	
BOGE -01T	<i>Elementary Botany</i>	BOVAC-01	<i>Herbal Plant &amp; Human Health</i>
BOGE -01P	<i>Lab. Course -01 (Elementary Botany)</i>		<b>SEC</b>
BOGE -02T	<i>Microbes and Thallophyta</i>	BOSEC-01	<i>Gardening and Floriculture</i>
BOGE -02P	<i>Lab. Course -02 (Microbes and Thallophyta)</i>		

**Program Outcomes (PO):**

1. Demonstrate and apply the fundamental knowledge of the basic principles of major fields of biology
2. Apply knowledge to solve the issues related to plant sciences with the help of computer technology
3. Apply knowledge for conservation of endemic and endangered plant species

**Program Specific Outcomes (PSO):**

1. Collaborate effectively on team-oriented projects in the field of life sciences.
2. Communicate scientific information in a clear and concise manner both orally and in writing
3. Explain Biodiversity, climate change and plant pathology.
4. Apply Biotechnology, Ecology, Genetics and Plant breeding techniques in plant sciences
5. Apply knowledge of Medicinal and Economic botany in day to day life.
6. Apply the knowledge to develop the sustainable and eco-friendly technology.

1. R. Sripa  
2.   
3.   
4.   
5.

6.   
7.   
8.   
9.   
10.

**FOUR YEAR UNDERGRADUATE PROGRAM (2024 – 28)**

**DEPARTMENT OF BOTANY  
COURSE CURRICULUM**

<b>PART- A: Introduction</b>			
<b>Program: Bachelor in Life Sciences</b> <i>(Certificate / Diploma / Degree/Honors)</i>		<b>Semester - I</b>	<b>Session: 2024-2025</b>
1	Course Code	<b>BOSC -01 T</b>	
2	Course Title	<b>Elementary Botany</b>	
3	Course Type	<b>Discipline Specific course (DSC)</b>	
4	Pre-requisite (if, any)	<b>As per program</b>	
5	Course Learning Outcomes (CLO)	At the end of this course, the students will be able to > Understand the Basics of Botany and its branches. > Get acquainted with complex interrelationship between organisms and environment. > Develop a comprehensive understanding of the identification, cultivation, and processing of medicinal plants, and their chemical constituents. > Utilize plants resources for livelihood.	
6	Credit Value	<b>3 Credits</b>	<b>Credit = 15 Hours - learning &amp; Observation</b>
7	Total Marks	<b>Max. Marks: 100</b>	<b>Min Passing Marks: 40</b>
<b>PART -B: Content of the Course</b>			
<b>Total No. of Teaching-learning Periods (01 Hr. per period) - 45 Periods (45 Hours)</b>			
Unit	Topics (Course contents)		No. of Period
<b>I</b>	<b>Basics of Plant Science:</b> Differences and resemblances between; living and nonliving plants and animals, plant and animal cell. Concept of prokaryotes and eukaryotes. Important features of thallophyta, Bryophyta, Pteridophyta, Gymnosperm and Angiosperm. Structure and function of a typical flowering plant.		<b>12</b>
<b>II</b>	<b>Branches of botany:</b> General idea, features, and significance; Anatomy, Cytology, Economic Botany, Ethnobotany, Forestry, Genetics, Histology, Microbiology, Paleobotany, Phytochemistry, Phytopathology, Plant biotechnology, Plant breeding, Plant ecology, Plant morphology, Plant physiology, Plant Taxonomy, etc,		<b>11</b>
<b>III</b>	<b>Plants for human welfare:</b> Plant Resources for Rural livelihood – Mahua, Tendu patta, Bamboo and Firewood. Ethnobotany in India: Methods to study Ethnobotany, Applications of Ethnobotany, ethnomedicinal plants and ethnoecology. Application of plant products for certain diseases- Cough and cold, Jaundice, Infertility, Diabetes, Blood pressure and Skin diseases.		<b>11</b>
<b>IV</b>	<b>Ancient Indian Botany:</b> Indigenous Medicinal Sciences; Definition and Scope- Ayurveda: History, origin, panchamahabhutas, saptadhatu and tridosha concepts, Rasayana, plants used in ayurvedic treatments, Siddha: Origin of Siddha medicinal systems, Basis of Siddha system, plants used in Siddha medicine. Unani: History, concept. Charaksamhita. Ancient and modern Botanists and their contributions.-Charak, Jagdish Chandra Bose, B.P.Pal, Desikachary, K.C. Mehta M.S. Swaminathan etc.		<b>11</b>
<b>Keywords</b>	<b>Prokaryotes, Ethnobotany, Taxonomy, Ayurveda</b>		
<b>Signature of Convener &amp; Members (CBoS) :</b>			

- ① Biswas
- ② Randa
- ③
- ④
- ⑤
- ⑥
- ⑦
- ⑧
- ⑨
- ⑩

## PART-C: Learning Resources

### Text Books, Reference Books and Others

#### Text Books Recommended –

1. College Botany Ganguli Kar and dutta , HIMALAYA Publishers
2. "Handbook of Medicinal Plants" by L.D. Kapoor
3. "Indian Medicinal Plants: An Illustrated Dictionary" by C.P. Khare
4. "Medicinal Plants in India: Conservation and Sustainable Utilization in the Emerging Global Scenario" edited by V.K. Gupta
5. "A Compendium of Medicinal Plants in India: An Introduction to Ayurveda" by S.L. Kochhar
6. A handbook of forest utilization by T. Mehta
7. Plants and human welfare by O.P.Sharma

#### Reference Books Recommended –

1. Charak Samhita
2. Medicinal Plants of India" by C.P. Khare

#### Online Resources–

- e-books and e-learning portals
- [www.swayam.ac.in](http://www.swayam.ac.in)
- [www.ignou.ac.in](http://www.ignou.ac.in)
- [www.egyankosh.ac.in](http://www.egyankosh.ac.in)
- [www.iitm.ac.in](http://www.iitm.ac.in)
- [www.eskillindia.org](http://www.eskillindia.org)
- [www.eshiksha.mp.gov.in](http://www.eshiksha.mp.gov.in)
- [www.vlab.co.in](http://www.vlab.co.in)
- [www.internshala.com](http://www.internshala.com)
- [www.ndl.iitkgp.ac.in](http://www.ndl.iitkgp.ac.in)

#### Online Resources–

#### e-Resources / e-books and e-learning portals

- <https://extension.oregonstate.edu/collection/botany-basics>
- <https://www.pbs.org/video/botany-basics-iuu2bl/>
- <https://efaidnbmnnnibpcajpcglclefindmkaj/https://www2.ca.uky.edu/agcomm/pubs/ho/ho96/ho96.pdf>
- <https://www.botanytoday.com/branches-of-botany/>
- <https://efaidnbmnnnibpcajpcglclefindmkaj/https://www.unanijournal.com/articles/94/3-1-11-206.pdf>
- [https://efaidnbmnnnibpcajpcglclefindmkaj/https://wgbis.ces.iisc.ac.in/biodiversity/sahyadri/documents/botany\\_history.pdf](https://efaidnbmnnnibpcajpcglclefindmkaj/https://wgbis.ces.iisc.ac.in/biodiversity/sahyadri/documents/botany_history.pdf)
- <https://vedpuran.files.wordpress.com/2016/07/charaksamhitaatrivedajigupt-vol-1.pdf>
- <https://egyankosh.ac.in/handle/123456789/89429>

## PART -D: Assessment and Evaluation

### Suggested Continuous Evaluation Methods:

Maximum Marks: 100 Marks

Continuous Internal Assessment (CIA): 30 Marks

End Semester Exam (ESE): 70 Marks

Continuous Internal Assessment (CIA): 30 (By Course Teacher)	Internal Test / Quiz-(2): 20 +20	Better marks out of the two Test / Quiz + obtained marks in Assignment shall be considered against 30 Marks
	Assignment / Seminar - 10	
	Total Marks - 30	

End Semester Exam (ESE): 70	Two section – A & B Section A: Q1. Objective – 10 x1= 10 Mark; Q2. Short answer type- 5x4 =20 Marks Section B: Descriptive answer type qts., 1out of 2 from each unit-4x10=40 Marks
-----------------------------	---

Name and Signature of Convener & Members of CBoS:

① R. D. S. W. S.  
② *[Signature]*  
③ *[Signature]*  
④ *[Signature]*  
⑤ *[Signature]*  
⑥ *[Signature]*

⑦ *[Signature]*  
⑧ *[Signature]*  
⑨ *[Signature]*  
⑩ *[Signature]*

**FOUR YEAR UNDERGRADUATE PROGRAM (2024 – 28)**  
**DEPARTMENT OF BOTANY**  
**COURSE CURRICULUM**

<b>PART- A: Introduction</b>			
Program: Bachelor in Life Sciences (Certificate / Diploma / Degree/ Honors)		Semester - I	Session: 2024-2025
1	Course Code	BOSC -01	
2	Course Title	Lab. Course -01 (Elementary Botany)	
3	Course Type	Laboratory course	
4	Pre-requisite (if, any)	As per program	
5	Course Learning Outcomes (CLO)	At the end of this course, the students will be able to > Understand structure of plant cell, prokaryotic cell and eukaryotic cell. > Identify pteridophytes of college campus. > Learn about the different types of plant tissues. > Learn about Ayurvedic system of medicine.	
6	Credit Value	1 Credits	Credit =30 Hours Laboratory or Field learning/Training
7	Total Marks	Max. Marks: 50	Min Passing Marks: 20
<b>PART -B: Content of the Course</b>			
Total No. of learning-Training/performance Periods: 30 Periods (30 Hours)			
Module	Topics (Course contents)	No. of Period	
Lab./Field Training/ Experiment Contents of Course	1. Microscopic study of plant cell. 2. Microscopic study of prokaryotic (Bacteria) and eukaryotic cell (algae and fungi). 3. Study of thallus structure of <i>Riccia</i> and <i>Marchantia</i> . 4. Identification of different plants growing in college campus. 5. Study of a typical flowering plant and it's parts. 6. Study of internal structure of root and stem. 7. Study of parenchyma, collenchyma and sclerenchyma. 8. Study of medicinal plants of college campus. 9. Study of plants used to cure cough and cold, jaundice and skin diseases. 10. Visit to any local ayurvedic hospital / practitioner to understand Ayurveda.	30	
Keywords	Prokaryotic, Parenchyma, Jaundice, Ayurveda.		

Signature of Convener & Members (CBoS) :

① Khawar  
 ② Anand  
 ③ Anshu  
 ④ Anshu  
 ⑤ Anshu  
 ⑥ [Signature]  
 ⑦ [Signature]  
 ⑧ brief  
 ⑨ Plants  
 ⑩ [Signature]

## PART-C: Learning Resources

Text Books, Reference Books and Others

### Text Books Recommended –

### Text Books Recommended –

1. College Botany Ganguli Kar and dutta , HIMALAYA Publishers
2. "Handbook of Medicinal Plants" by L.D. Kapoor
3. "Indian Medicinal Plants: An Illustrated Dictionary" by C.P. Khare
4. "Medicinal Plants in India: Conservation and Sustainable Utilization in the Emerging Global Scenario" edited by V.K. Gupta
5. "A Compendium of Medicinal Plants in India: An Introduction to Ayurveda" by S.L. Kochhar
6. A handbook of forest utilization by T. Mehta
7. Plants and human welfare by O.P.Sharma

### Reference Books Recommended –

1. Charak Samhita
2. Medicinal Plants of India" by C.P. Khare

### Online Resources–

- e-Resources / e-books and e-learning portals
- [www.swayam.ac.in](http://www.swayam.ac.in)
- [www.ignou.ac.in](http://www.ignou.ac.in)
- [www.egyankosh.ac.in](http://www.egyankosh.ac.in)
- [www.iitm.ac.in](http://www.iitm.ac.in)
- [www.eskillindia.org](http://www.eskillindia.org)
- [www.eshiksha.mp.gov.in](http://www.eshiksha.mp.gov.in)
- [www.vlab.co.in](http://www.vlab.co.in)
- [www.internshala.com](http://www.internshala.com)
- [www.ndl.iitkgp.ac.in](http://www.ndl.iitkgp.ac.in)

### Online Resources–

- e-Resources / e-books and e-learning portals
- <https://www.ncbi.nlm.nih.gov/pmc/articles/PMC5871155/>
- <https://cms.botany.org/home/careers-jobs/careers-in-botany/areas-of-specialization-in-botany.html>

## PART -D: Assessment and Evaluation

### Suggested Continuous Evaluation Methods:

Maximum Marks: 50 Marks

Continuous Internal Assessment (CIA): 15 Marks

End Semester Exam (ESE): 35 Marks

Continuous Internal Assessment (CIA): 15 (By Course Teacher)	Internal Test / Quiz-(2): 10 & 10	Better marks out of the two Test / Quiz + obtained marks in Assignment shall be considered against 15 Marks
	Assignment/Seminar +Attendance - 05 Total Marks - 15	
End Semester Exam (ESE): 35	Laboratory / Field Skill Performance: On spot Assessment	Managed by Course teacher as per lab. status
	A. Performed the Task based on lab. work - 20 Marks	
	B. Spotting based on tools & technology (written) – 10 Marks C. Viva-voce (based on principle/technology) - 05 Marks	

Name and Signature of Convener & Members of CBoS:

① Rishu  
② Kunal  
③ Anshu  
④ [Signature]  
⑤ [Signature]  
⑥ [Signature]  
⑦ [Signature]

⑧ [Signature]  
⑨ [Signature]  
⑩ [Signature]

**FOUR YEAR UNDERGRADUATE PROGRAM (2024 – 28)**  
**DEPARTMENT OF BOTANY**  
**COURSE CURRICULUM**

<b>PART- A: Introduction</b>			
Program: Bachelor in Life Sciences (Certificate / Diploma / Degree/Honors)		Semester - II	Session: 2024-2025
1	Course Code	BOSC -02 T	
2	Course Title	Microbes and Thallophyta	
3	Course Type	Discipline Specific course (DSC)	
4	Pre-requisite (if, any)	As per program	
5	Course Learning Outcomes (CLO)	At the end of this course, the students will be able to 1. Understand about the Microbes and their Importance. 2. Identify edible mushrooms and learn cultivation techniques. 3. Learn about bio-fertilizers and their uses. 4. Understand life cycles of different algae and fungi.	
6	Credit Value	3 Credits	Credit = 15 Hours - learning & Observation
7	Total Marks	Max. Marks: 100	Min Passing Marks: 40
<b>PART -B: Content of the Course</b>			
Total No. of Teaching-learning Periods (01 Hr. per period) - 45 Periods (45 Hours)			
Unit	Topics (Course contents)	No. of Period	
I	<b>Viruses:</b> - general characteristics, nature, structure and nomenclature, Bacteriophages and TMV; Lytic and Lysogenic cycles, transmission and replication of viruses, Symptoms of viral diseases on plants, important plant diseases, viroid, prions. <b>Actinomycetes:</b> general characteristics, Structure, reproduction and economic importance. <b>Mycoplasma, Phytoplasma,:</b> general characteristics, structure, reproduction and their economic uses.	12	
II	<b>Bacteria:</b> History, general character, classification and morphology, Gram positive and Gram-negative bacteria, structure of bacteria shape, size flagella and ultra structure of bacterial cell; Bacterial Growth curve, factors affecting growth of microbes; sporulation, reproduction, recombination in bacteria- Transformation Conjugation and Transduction, and Economic importance. <b>Cyanobacteria:</b> General characteristics, morphology, Heterocyst, cell structure of Cyanobacteria, reproduction and economic importance of Bacteria.	11	
III	<b>Phycology:</b> General characteristic features of Algae. Algae in diversified habitat, Salient features, occurrence, classification and range of thallus organization. Prominent pigments found in Algae. Reproduction classification, general character and life cycle of - <i>Volvox, Oedogonium, Chara, Vaucheria, Ectocarpus</i> and <i>Polysiphonia</i> . Economic importance of algae - Role of algae in soil fertility, algae as biofertilizer, blue green algae and nitrogen fixation. Symbiosis; algal products - Agar, biofuel	11	
IV	<b>Mycology, Mushroom Cultivation, Lichenology &amp; Mycorrhiza:</b> General characteristic features of Fungi, Economic importance and Classification of Fungi, Nutrition, Heterothallism, Physiological specialization, Heterokaryosis & Parasexuality in Fungi. Fungi as biocontrol agent. Classification, general character and life cycle of - <i>Mucor, Phytophthora, Penicillium, Peziza, Ustilago, Puccinia, Agaricus, Colletotrichum, Alternaria</i> . Edible Mushroom- Button and Oyster mushroom and their cultivation. General account of lichens. General account of Mycorrhiza.	11	
<b>Keywords</b>		<i>Mycoplasma, Transduction, Biofertilizer, Parasexuality.</i>	
<b>Signature of Convener &amp; Members (CBoS) :</b>			

① Rishway  
 ② Nandini  
 ③ Anshu  
 ④ [Signature]  
 ⑤ [Signature]  
 ⑥ [Signature]  
 ⑦ [Signature]

⑧ [Signature]  
 ⑨ [Signature]  
 ⑩ [Signature]

## PART-C: Learning Resources

### Text Books, Reference Books and Others

#### Text Books Recommended –

1. Kumar, H.D. (1999). Introductory Phycology. Affiliated East-West. Press Pvt. Ltd. Delhi. 2nd edition.
2. Tortora, G.J., Funke, B.R., Case, C.L. (2010). Microbiology: An Introduction, Pearson Benjamin Cummings, U.S.A. 10th edition.
3. Sethi, I.K. and Walia, S.K. (2011). Text book of Fungi & Their Allies, MacMillan Publishers Pvt. Ltd., Delhi.
4. Aggarwal, S. K. 2009. Foundation Course in Biology, A one books Pvt. Ltd., New Delhi.
5. Aneja, K. R. 1993. Experiments in Microbiology, Pathology and Tissue Culture, VishwaPrakashan, NewDelhi.
6. Annie Ragland, 2012. Algae and Bryophytes, Saras Publication, Kanyakumari, India.
7. Basu, A. N. 1993. Essentials of Plant Viruses, Vectors and Plant diseases, New Age International, New Delhi.
8. Chopra. G. L. 1984. A text book of Algae, Rastogi publications, Meerut, India.
9. Dubey, R. C. and Maheshwari. D.K. 2012. Practical Microbiology, S. Chand & Company, Pvt. Ltd., NewDelhi.
10. Fritsch, R. E. 1977. Structure and Reproduction of Algae, Cambridge University Press, London.
11. Sharma, P.D. (2011). Plant Pathology. Meerut, U.P.: Rastogi Publication.
12. Pandey B.P. 2001. College Botany Volume 1, S Chand & Company Pvt.Ltd, New Delhi.

#### Reference books:

1. Webster, J., Weber, R. (2007). Introduction to Fungi, 3rd edition. Cambridge, U.K.: Cambridge University Press.
2. Pelzar, 1963. Microbiology, Tata McGraw Hill, New Delhi
3. Rangaswamy, G. 2009, Disease of Crop Plants in India, Prientice Hall of India, New Delhi.
4. Microbiology Fundamental and Applications (hindi) (pb) 9. ISBN: 9788188826230 Edition: 03Year : 2016Author : Dr. Purohit SS , Dr. Deo Publisher : Student Edition Language : Hindi
5. Modern Microbiology (hindi) (hb) ISBN: 9788177543599Edition : 1Year : 2018Author : Dr. Purohit SS , Dr. Singh T Publisher : Agrobios (India)
6. Plant pathology by R.S. Mehrotra, Tata McGraw-Hill Publication

#### Online Resources–

##### ➤ e-Resources / e-learning portals

- [www.swayam.ac.in](http://www.swayam.ac.in)
- [www.ignou.ac.in](http://www.ignou.ac.in)
- [www.egyankosh.ac.in](http://www.egyankosh.ac.in)
- [www.iitm.ac.in](http://www.iitm.ac.in)
- [www.eskillindia.org](http://www.eskillindia.org)
- [www.eshiksha.mp.gov.in](http://www.eshiksha.mp.gov.in)
- [www.vlab.co.in](http://www.vlab.co.in)
- [www.internshala.com](http://www.internshala.com)
- [www.ndl.iitkgp.ac.in](http://www.ndl.iitkgp.ac.in)

#### Online Resources–

##### ➤ e-Resources / e-books and e-learning portals

1. <https://www.classcentral.com/tag/microbiology>
2. <https://www.edx.org/learn/microbiology>
3. <https://www.mooc-list.com/tags/microbiology>
4. <https://www.udemy.com/topic/microbiology/>
5. <https://ucmp.berkeley.edu/bacteria/bacteria.html>
6. <https://www.livescience.com/53272-what-is-a-virus.html>
7. <https://gclambathach.in/lms/Economic%20importance%20of%20Algae.pdf>
8. <https://www.slideshare.net/sardar1109/algae-notes-1>
9. <https://www.onlinebiologynotes.com/algae-general-characteristics-classification/>
10. <https://www.sciencedirect.com/topics/immunology-and-microbiology/fungus>
11. <https://ucmp.berkeley.edu/fungi/fungi.html>
12. <https://agrimoon.com/wp-content/uploads/Mashroom-culture.pdf>
13. <http://ecoursesonline.iasri.res.in/mod/page/view.php?id=11293>
14. [http://www.jnkvv.org/PDF/11042020102651plant\\_pathology.pdf](http://www.jnkvv.org/PDF/11042020102651plant_pathology.pdf)
15. <https://www.apsnet.org/edcenter/disimpactmngmnt/topc/EpidemiologyTemporal/Pages/ManagementStrategi.es.aspx>
16. <https://www.agrilcareer.com/6-easy-steps-for-mushroom-cultivation/>

## PART -D: Assessment and Evaluation

### Suggested Continuous Evaluation Methods:

Maximum Marks: 100 Marks

Continuous Internal Assessment (CIA): 30 Marks

End Semester Exam (ESE): 70 Marks

Continuous Internal Assessment (CIA):30 (By Course Teacher)	Internal Test / Quiz-(2): 20 +20	Better marks out of the two Test / Quiz + obtained marks in Assignment shall be considered against 30 Marks
	Assignment / Seminar - 10	
Total Marks - 30		
End Semester Exam (ESE): 70	Two section – A & B Section A: Q1. Objective – 10 x1= 10 Mark; Q2. Short answer type- 5x4 =20 Marks Section B: Descriptive answer type qts., 1out of 2 from each unit-4x10=40 Marks	

Name and Signature of Convener & Members of CBoS:

① Rishwas

② Ramesh

③ Anshu

④ Anshu

⑤ Anshu

⑥ Anshu

⑦ Anshu

⑧ Anshu

⑨ Anshu

**FOUR YEAR UNDERGRADUATE PROGRAM (2024 – 28)**

**DEPARTMENT OF BOTANY**

**COURSE CURRICULUM**

<b>PART- A: Introduction</b>			
<b>Program: Bachelor in Life Sciences</b> <i>(Certificate / Diploma / Degree/Honors)</i>		<b>Semester - II</b>	<b>Session: 2024-2025</b>
1	Course Code	<b>BOSC- 02</b>	
2	Course Title	<b>Lab. Course -02 (Microbes and Thallophyta)</b>	
3	Course Type	<b>Laboratory course</b>	
4	Pre-requisite (if, any)	<b>As per program</b>	
5	Course Learning Outcomes (CLO)	1. Understand the Viruses, Bacteria, Phycology, Mycology and Plant pathology 2. Learn microbial techniques which will be beneficial for agriculture and industry. 3. Learn life cycles of selected genera of different groups 4. Understand etiology of plant diseases 5. Apply their knowledge in the crop fields to eradicate or avoid the diseases	
6	Credit Value	<b>1 Credits</b>	<b>Credit =30 Hours Laboratory or Field learning/Training</b>
7	Total Marks	<b>Max. Marks: 50</b>	<b>Min Passing Marks: 20</b>
<b>PART -B: Content of the Course</b>			
<b>Total No. of learning-Training/performance Periods: 30 Periods (30 Hours)</b>			
Module	Topics (Course contents)		No. of Period
Lab./Field Training/ Experiment Contents of Course	1. Collection of viral/ Bactrial /fungal infected plants 2. Study of plant disease symptoms caused by viral/ Bactrial /fungal/ Mycoplasma 3. <b>BACTERIAL IDENTIFICATION:</b> Isolation of bacteria Staining techniques: Gram's, staining 4. Study / Slide preparation of available Cyanobacteria 5. <b>PHYCOLOGY:</b> Study / Slide preparation and Staining of algae – <i>Volvox, Oedogonium</i> and <i>Chara; Vaucheria; Ectocarpus Polysiphonia</i> 6. <b>MYCOLOGY:</b> Study/ Slide preparation and . Staining of fungi. <i>Mucor, Phytophthora, Penicillium, Peziza, Ustilago, Puccinia; Agaricus, colletotrichum, Alternaria.</i> Study of Button and Oyster Mushroom Lichens: crustose, foliose and fruticose specimens. Study of VAM fungi		<b>30</b>
Keywords	infected plants, VAM, algae, fungi		
<b>Signature of Convener &amp; Members (CBoS) :</b>			

① R. Prasad  
 ② N. S. Reddy  
 ③ S. S. Reddy  
 ④ V. S. Reddy  
 ⑤ S. S. Reddy  
 ⑥ V. S. Reddy  
 ⑦ S. S. Reddy  
 ⑧ S. S. Reddy  
 ⑨ S. S. Reddy  
 ⑩ S. S. Reddy

## PART-C: Learning Resources

### Text Books, Reference Books and Others

#### Text Books Recommended –

1. Practical Botany (Part I) ISBN #:81-301-0008-8 Sunil D Purohit, Gotam K Kukda & Anamika Singhvi Edition:2013 Apex Publishing House Durga Nursery Road, Udaipur, Rajasthan (bilingual).
2. Pandey S.K. (2012). Quick Concept of Botany. Publisher LAP LAMBERT Academic Publishing GmbH & Co. KG, Germany (ISBN: 978-3-8484-3104-5).
3. Dubey, R. C. and Maheshwari. D.K. 2012. Practical Microbiology, S. Chand & Company, Pvt. Ltd., New Delhi.
4. Pandey. B.P. 2014 Modern Practical Botany, (Vol-I) S. Chand and Company Pvt. Ltd., New Delhi.

#### Online Resources–

- e-Resources / e-books and e-learning portals
- [www.swayam.ac.in](http://www.swayam.ac.in)
- [www.ignou.ac.in](http://www.ignou.ac.in)
- [www.egyankosh.ac.in](http://www.egyankosh.ac.in)
- [www.iitm.ac.in](http://www.iitm.ac.in)
- [www.eskillindia.org](http://www.eskillindia.org)
- [www.eshiksha.mp.gov.in](http://www.eshiksha.mp.gov.in)
- [www.vlab.co.in](http://www.vlab.co.in)
- [www.internshala.com](http://www.internshala.com)
- [www.ndl.iitkgp.ac.in](http://www.ndl.iitkgp.ac.in)

#### Online Resources–

- e-Resources / e-books and e-learning portals
- 1. <https://community.plantae.org/tags/moocfuturelearn.com/courses/teaching-biology-inspiring-students-with-plants-in-science>
- 2. <https://microbiologysociety.org/publication/education-outreach-resources/basic-practical-microbiology-a-manual.html>
- 3. <https://microbiologyonline.org/file/7926d7789d8a2f7b2075109f68c3175e.pdf>
- 4. <http://allaboutalgae.com/benefits/>
- 5. <https://repository.cimmyt.org/xmlui/bitstream/handle/10883/3219/64331.pdf>
- 6. <https://www.mooc-list.com/tags/microbiology/>
- 7. <http://www.agrifs.ir/sites/default/files/A%20text%20book%20of%20practical%20botany%201%20%7BAshok%20Bendre%7D%20%5B8>
- 8. <https://171339239%5D%20%281984%29.pdf>

## PART -D: Assessment and Evaluation

### Suggested Continuous Evaluation Methods:

Maximum Marks: 50 Marks

Continuous Internal Assessment (CIA): 15 Marks

End Semester Exam (ESE): 35 Marks

Continuous Internal Assessment (CIA): 15 (By Course Teacher)	Internal Test / Quiz-(2): 10 & 10	Better marks out of the two Test / Quiz + obtained marks in Assignment shall be considered against 15 Marks
	Assignment/Seminar +Attendance - 05 Total Marks - 15	
End Semester Exam (ESE): 35	Laboratory / Field Skill Performance: On spot Assessment	Managed by Course teacher as per lab. status
	A. Performed the Task based on lab. work - 20 Marks	
	B. Spotting based on tools & technology (written) – 10 Marks C. Viva-voce (based on principle/technology) - 05 Marks	

Name and Signature of Convener & Members of CBoS:

① R. Shrivastava  
 ② R. Shrivastava  
 ③ M. S. Shrivastava  
 ④ M. S. Shrivastava  
 ⑤ M. S. Shrivastava  
 ⑥ M. S. Shrivastava  
 ⑦ M. S. Shrivastava

⑧ M. S. Shrivastava  
 ⑨ M. S. Shrivastava  
 ⑩ M. S. Shrivastava

**FOUR YEAR UNDERGRADUATE PROGRAM (2024 – 28)**

**DEPARTMENT OF BOTANY**

**COURSE CURRICULUM**

<b>PART- A: Introduction</b>			
Program: Bachelor in Life Sciences (Diploma / Degree/Honors)		Semester - III	Session: 2024-2025
1	Course Code	BOSC-03 T	
2	Course Title	Archegoniate and Fossils	
3	Course Type	Discipline Specific course (DSC)	
4	Pre-requisite (if, any)	As per program	
5	Course Learning Outcomes (CLO)	<ul style="list-style-type: none"> <li>➤ students will be familiar with amphibians and reptiles plants</li> <li>➤ progressive evolution in plants</li> <li>➤ relics of past plants</li> <li>➤ diversity in plants</li> <li>➤ development of seeds.</li> </ul>	
6	Credit Value	3 Credits	Credit = 15 Hours - learning & Observation
7	Total Marks	Max. Marks: 100	Min Passing Marks: 40

**PART -B: Content of the Course**

Total No. of Teaching-learning Periods (01 Hr. per period) - 45 Periods (45 Hours)

Unit	Topics (Course contents)	No. of Period
I	<b>Bryophyta:</b> Morphology, structure, reproduction and life history, distribution, classification, evolution of gametophytes and sterilization of sporogenous tissue. General account of- Riccia, Marchantia, Anthoceros and Funaria , Economic and ecological importance of bryophytes.	12
II	<b>Pteridophytes:</b> Morphology, anatomy and reproduction, classification, evolution of stele, heterospory, telome theory and origin of seed habit, general account and life history of of Psilotum, Lycopodium, Sellaginella, Equisetum Pteris, Marsilea	11
III	<b>Gymnosperm :</b> Characteristics of Gymnosperms, the vessel - less & fruitless seed plants, Classification of Gymnosperm; Polyembryony in Gymnosperms and its role; Distribution of Gymnosperm in India; Economic importance of Gymnosperm. General account of Cycas, Pinus, Gnetum Concepts of living fossil (Cycas & Ginkgo); Angiospermic characters of Gnetum.	11
IV	<b>Fossil:</b> Fossil and fossilization, types of fossils Geological time table <b>Brief account of the families of Pteridospermales –Rhynia, Calamites.</b> <b>General Account and Affinities - Cycadeoidales Pentoxylales and Cordaitales</b>	11

**Keywords** Archegonia, seedless, heterospory, fossils

**Signature of Convener & Members (CBoS) :**

① R. Bhowar  
 ② R. Kumar  
 ③ M. S. Reddy  
 ④ M. S. Reddy  
 ⑤ M. S. Reddy  
 ⑥ M. S. Reddy  
 ⑦ M. S. Reddy  
 ⑧ M. S. Reddy  
 ⑨ M. S. Reddy  
 ⑩ M. S. Reddy

## PART-C: Learning Resources

### Text Books, Reference Books and Others

#### Text Books Recommended –

1. Puri, P. (1980) Bryophytes, Atma Ram and Sons, Delhi.
2. Vashishtha, B. R. (2005) Pteridophytes S. Chand and Co., Delhi.
3. Bhatnagar, S. P., Moitra, A. (1996) Gymnosperms, New Age International Pvt. Ltd., New Delhi.

#### Text Books Recommended –

4. Sporne, K. K. (1991) The Morphology of Gymnosperm. B. I. Publishing Pvt. Ltd., Bombay.
5. Stewart, W. N. and Ruthwell, G. W. (1993) Paleobotany and the Evolution of Plants. Cambridge Univ. Press, UK.
6. Singh, H. (1978) Embryology of Gymnosperms; Encyclopedia of Plant Anatomy X. Gebruder Borntraeger, Berlin.

#### Online Resources–

- e-Resources / e-books and e-learning portals
- [www.swayam.ac.in](http://www.swayam.ac.in)
- [www.ignou.ac.in](http://www.ignou.ac.in)
- [www.egyankosh.ac.in](http://www.egyankosh.ac.in)
- [www.iitm.ac.in](http://www.iitm.ac.in)
- [www.eskillindia.org](http://www.eskillindia.org)
- [www.eshiksha.mp.gov.in](http://www.eshiksha.mp.gov.in)
- [www.vlab.co.in](http://www.vlab.co.in)
- [www.internshala.com](http://www.internshala.com)
- [www.ndl.iitkgp.ac.in](http://www.ndl.iitkgp.ac.in)

#### Online Resources–

##### e-Resources / e-books and e-learning portals

- <https://study.com/learn/lesson/bryophytes-characteristics-examples.html>
- [https://bio.libretexts.org/Bookshelves/Introductory and General Biology/Book%3AGeneral Biology \(Boundless\)/26%3A Seed Plants/26.02%3AGymnosperms/26.2A%3A Characteristics of Gymnosperms](https://bio.libretexts.org/Bookshelves/Introductory_and_General_Biology/Book%3AGeneral_Biology_(Boundless)/26%3A_Seed_Plants/26.02%3AGymnosperms/26.2A%3A_Characteristics_of_Gymnosperms)
- [https://www.google.com/search?q=fossils&scas\\_esv=09379ecd0b6efd91&rlz=1C1CHBD\\_enIN1091IN1093&sxsrf=ACQVn09vtjzqRGwbydx-p0sOZFXGRnmfcw%3A1713546819943&ei=Q6YiZvefOde5vr0PtMuvqAg&oq=fossils&gs\\_l=Egxd3Mtd216LXNlcnAiB2Zvc3NpbHMqAggAMg0QABiABBixAxDGIoFMgoQLhiABBhDGIoFMgUQABiABDIFEAAyGAQyBRAAGIAEMgoQABiABBhDGIoFMgUQABiABDIFEAAyGAQyBRAAGIAEMgUQABiABEjhKIAAWPIUcAB4AJABAjgBgwKgAYcLqgEFMC41LjK4AQHIAQD4AQGYAggAukLwgIKECMYgAQYJxiKBclCBBAjGCfCAhEQLhiABBixAxjRaxiDARjHAclCCBAAGIAEGLEDwgIKEAAyGAQYFBiHAggDAJIHBTauMv40oAfSWw&scient=gws-wiz-serp](https://www.google.com/search?q=fossils&scas_esv=09379ecd0b6efd91&rlz=1C1CHBD_enIN1091IN1093&sxsrf=ACQVn09vtjzqRGwbydx-p0sOZFXGRnmfcw%3A1713546819943&ei=Q6YiZvefOde5vr0PtMuvqAg&oq=fossils&gs_l=Egxd3Mtd216LXNlcnAiB2Zvc3NpbHMqAggAMg0QABiABBixAxDGIoFMgoQLhiABBhDGIoFMgUQABiABDIFEAAyGAQyBRAAGIAEMgoQABiABBhDGIoFMgUQABiABDIFEAAyGAQyBRAAGIAEMgUQABiABEjhKIAAWPIUcAB4AJABAjgBgwKgAYcLqgEFMC41LjK4AQHIAQD4AQGYAggAukLwgIKECMYgAQYJxiKBclCBBAjGCfCAhEQLhiABBixAxjRaxiDARjHAclCCBAAGIAEGLEDwgIKEAAyGAQYFBiHAggDAJIHBTauMv40oAfSWw&scient=gws-wiz-serp)
- [https://www.google.com/search?q=fossils&scas\\_esv=09379ecd0b6efd91&rlz=1C1CHBD\\_enIN1091IN1093&sxsrf=ACQVn09vtjzqRGwbydx-p0sOZFXGRnmfcw%3A1713546819943&ei=Q6YiZvefOde5vr0PtMuvqAg&oq=fossils&gs\\_l=Egxd3Mtd216LXNlcnAiB2Zvc3NpbHMqAggAMg0QABiABBixAxDGIoFMgoQLhiABBhDGIoFMgUQABiABDIFEAAyGAQyBRAAGIAEMgoQABiABBhDGIoFMgUQABiABDIFEAAyGAQyBRAAGIAEMgUQABiABEjhKIAAWPIUcAB4AJABAjgBgwKgAYcLqgEFMC41LjK4AQHIAQD4AQGYAggAukLwgIKECMYgAQYJxiKBclCBBAjGCfCAhEQLhiABBixAxjRaxiDARjHAclCCBAAGIAEGLEDwgIKEAAyGAQYFBiHAggDAJIHBTauMv40oAfSWw&scient=gws-wiz-serp](https://www.google.com/search?q=fossils&scas_esv=09379ecd0b6efd91&rlz=1C1CHBD_enIN1091IN1093&sxsrf=ACQVn09vtjzqRGwbydx-p0sOZFXGRnmfcw%3A1713546819943&ei=Q6YiZvefOde5vr0PtMuvqAg&oq=fossils&gs_l=Egxd3Mtd216LXNlcnAiB2Zvc3NpbHMqAggAMg0QABiABBixAxDGIoFMgoQLhiABBhDGIoFMgUQABiABDIFEAAyGAQyBRAAGIAEMgoQABiABBhDGIoFMgUQABiABDIFEAAyGAQyBRAAGIAEMgUQABiABEjhKIAAWPIUcAB4AJABAjgBgwKgAYcLqgEFMC41LjK4AQHIAQD4AQGYAggAukLwgIKECMYgAQYJxiKBclCBBAjGCfCAhEQLhiABBixAxjRaxiDARjHAclCCBAAGIAEGLEDwgIKEAAyGAQYFBiHAggDAJIHBTauMv40oAfSWw&scient=gws-wiz-serp)
- [https://www.google.com/search?q=pteridophytes&scas\\_esv=09379ecd0b6efd91&rlz=1C1CHBD\\_enIN1091IN1093&sxsrf=ACQVn0-V0lp75QZG3sbfKrfItXB0GpdZvA%3A1713546628592&ei=hKUiZuvFI9q-juMPkr-DkAY&oq=pter&gs\\_l=Egxd3Mtd216LXNlcnAiB2Zvc3NpbHMqAggAMg0QABiABBixAxDGIoFMgoQLhiABBhDGIoFMgUQABiABDIFEAAyGAQYQxiKBTINEC4YgAQYsQMYQxiKBTIFEC4YgAQYChAAGIAEGEMYigUyChAAGIAEGEMYigVI ihQAFixCnAAeACQAQCYAfQBoAGiBqoBBTAuMi4yuAEbvAEA-AEBmAlEoALgBsICChAjGIAEGCcYigXCAgQOIxgnwgIKEC4YgAQYQxiKBZgDAJIHBTauMi4voAfOSg&scient=gws-wiz-serp](https://www.google.com/search?q=pteridophytes&scas_esv=09379ecd0b6efd91&rlz=1C1CHBD_enIN1091IN1093&sxsrf=ACQVn0-V0lp75QZG3sbfKrfItXB0GpdZvA%3A1713546628592&ei=hKUiZuvFI9q-juMPkr-DkAY&oq=pter&gs_l=Egxd3Mtd216LXNlcnAiB2Zvc3NpbHMqAggAMg0QABiABBixAxDGIoFMgoQLhiABBhDGIoFMgUQABiABDIFEAAyGAQYQxiKBTINEC4YgAQYsQMYQxiKBTIFEC4YgAQYChAAGIAEGEMYigUyChAAGIAEGEMYigVI ihQAFixCnAAeACQAQCYAfQBoAGiBqoBBTAuMi4yuAEbvAEA-AEBmAlEoALgBsICChAjGIAEGCcYigXCAgQOIxgnwgIKEC4YgAQYQxiKBZgDAJIHBTauMi4voAfOSg&scient=gws-wiz-serp)
- [https://bio.libretexts.org/Bookshelves/Introductory and General Biology/Book%3AGeneral Biology \(Boundless\)/26%3A Seed Plants/26.02%3AGymnosperms/26.2A%3A Characteristics of Gymnosperms](https://bio.libretexts.org/Bookshelves/Introductory_and_General_Biology/Book%3AGeneral_Biology_(Boundless)/26%3A_Seed_Plants/26.02%3AGymnosperms/26.2A%3A_Characteristics_of_Gymnosperms)

## PART -D: Assessment and Evaluation

### Suggested Continuous Evaluation Methods:

Maximum Marks: 100 Marks

Continuous Internal Assessment (CIA): 30 Marks

End Semester Exam (ESE): 70 Marks

Continuous Internal Assessment (CIA): 30 (By Course Teacher)	Internal Test / Quiz-(2): 20 +20	Better marks out of the two Test / Quiz + obtained marks in Assignment shall be considered against 30 Marks
	Assignment / Seminar - 10 Total Marks - 30	
End Semester Exam (ESE): 70	Two section – A & B Section A: Q1. Objective – 10 x1= 10 Mark; Q2. Short answer type- 5x4 =20 Marks Section B: Descriptive answer type qts., 1out of 2 from each unit-4x10=40 Marks	

Name and Signature of Convener & Members of CBoS:

① Rishu  
② Anurag  
③ Anshu  
④ Anshu  
⑤ Anshu  
⑥ Anshu  
⑦ Anshu  
⑧ Anshu  
⑨ Anshu  
⑩ Anshu

**FOUR YEAR UNDERGRADUATE PROGRAM (2024 – 28)**

**DEPARTMENT OF BOTANY  
COURSE CURRICULUM**

<b>PART- A: Introduction</b>			
Program: Bachelor in Life Sciences (Diploma / Degree/Honors)		Semester - III	Session: 2024-2025
1	Course Code	BOSC-03	
2	Course Title	Lab. Course-03 (Archegoniate and Fossils)	
3	Course Type	Laboratory course	
4	Pre-requisite (if, any)	As per program	
5	Course Learning Outcomes (CLO)	At the end of the course students will be familiar > with amphibians and reptiles plants > progressive evolution in plants > relics of past plants > diversity in plants > Development of seeds.	
6	Credit Value	1 Credits	Credit =30 Hours Laboratory or Field learning/Training
7	Total Marks	Max. Marks: 50	Min Passing Marks: 20
<b>PART -B: Content of the Course</b>			
Total No. of learning-Training/performance Periods: 30 Periods (30 Hours)			
Module	Topics (Course contents)		No. of Period
Lab./Field Training/ Experiment Contents of Course	<b>Bryophyta:</b> Comparative study of the anatomy of vegetative and reproductive parts of <i>Marchantia, Pellia, Anthoceros, Notothylus, Funaria, Polytrichum</i> . <b>Pteridophyta:</b> Comparative study of the anatomy of vegetative and reproductive parts of <i>Psilotum, Lycopodium, Selaginella, Equisetum, Gleichenia, Pteris, Ophioglossum, Isoetes</i> . <b>Gymnosperms:</b> Comparative study of the anatomy of vegetative and reproductive parts of <i>Cycas, Ginkgo, Cedrus, Abies, Picea, Cupressus, Araucaria, Cryptomeria, Taxodium, Podocarpus, Agathis, Taxus, Ephedra</i> and <i>Gnetum</i> . ▪ Collection of various gymnospermic plant materials. ▪ Field work – as far practicable conveniently. <b>Fossil:</b> Study of important fossil gymnosperms from prepared photographs, slides and specimens.		30
Keywords	Archegonia, venter, bryophytes, pteridophytes		

**Signature of Convener & Members (CBoS) :**

- ① Khwar
- ② Khwar
- ③ Anshin
- ④
- ⑤
- ⑥
- ⑦
- ⑧
- ⑨
- ⑩

## PART-C: Learning Resources

### Text Books, Reference Books and Others

#### Text Books Recommended –

1. The Practical Fossil Finder (Practical Handbook) Hardcover – 1 October 1991 by Steve Parker (Author) Publishers Facts On File Inc
2. Practical Botany (Part I) ISBN #:81-301-0008-8 Sunil D Purohit, Gotam K Kukda & Anamika Singhvi Edition:2013 Apex Publishing House Durga Nursery Road, Udaipur, Rajasthan (bilingual).
3. Pandey S.K. (2012). Quick Concept of Botany. Publisher LAP LAMBERT Academic Publishing GmbH & Co. KG, Germany (ISBN: 978-3-8484-3104-5).
4. Dubey, R. C. and Maheshwari. D.K. 2012. Practical Microbiology, S. Chand & Company, Pvt. Ltd., New Delhi.
5. Pandey. B.P. 2014 Modern Practical Botany, (Vol-I) S. Chand and Company Pvt. Ltd., New Delhi.

#### Reference Books Recommended –

1. Principles of Paleontology Edition 3 Paperback–1 January 2006 by Arnold Miller, Michael Foote Publishers - W.H.Freeman & Co Lt

#### Online Resources–

- e-Resources / e-books and e-learning portals
- [www.swayam.ac.in](http://www.swayam.ac.in)
- [www.ignou.ac.in](http://www.ignou.ac.in)
- [www.egyankosh.ac.in](http://www.egyankosh.ac.in)
- [www.iitm.ac.in](http://www.iitm.ac.in)
- [www.eskillindia.org](http://www.eskillindia.org)
- [www.eshiksha.mp.gov.in](http://www.eshiksha.mp.gov.in)
- [www.vlab.co.in](http://www.vlab.co.in)
- [www.internshala.com](http://www.internshala.com)
- [www.ndl.iitkgp.ac.in](http://www.ndl.iitkgp.ac.in)

#### Online Resources–

- e-Resources / e-books and e-learning portals
1. <https://efaidnbmnnnibpcajpcglclefindmkaj/https://egyankosh.ac.in/bitstream/123456789/69611/1/Unit-9.pdf>
  2. <https://www.encyclopedia.com/science/encyclopedias-almanacs-transcripts-and-maps/fossil-and-fossilization>
  3. <https://palaeobotany.org>

## PART -D: Assessment and Evaluation

### Suggested Continuous Evaluation Methods:

Maximum Marks: 50 Marks

Continuous Internal Assessment (CIA): 15 Marks

End Semester Exam (ESE): 35 Marks

Continuous Internal Assessment (CIA): 15 (By Course Teacher)	Internal Test / Quiz-(2): 10 & 10	Better marks out of the two Test / Quiz + obtained marks in Assignment shall be considered against 15 Marks
	Assignment/Seminar +Attendance - 05 Total Marks - 15	
End Semester Exam (ESE): 30	Laboratory / Field Skill Performance: On spot Assessment	Managed by Course teacher as per lab. status
	A. Performed the Task based on lab. work - 20 Marks	
	B. Spotting based on tools & technology (written) – 10 Marks C. Viva-voce (based on principle/technology) - 05 Marks	

Name and Signature of Convener & Members of CBoS:

① Rohar  
② Devi  
③ Aditi  
④ h  
⑤ h  
⑥ h  
⑦ h  
⑧ h  
⑨ h  
⑩ h

**FOUR YEAR UNDERGRADUATE PROGRAM (2024 – 28)**

**DEPARTMENT OF BOTANY  
COURSE CURRICULUM**

<b>PART- A: Introduction</b>			
Program: Bachelor in Life sciences (Diploma / Degree/Honors)		Semester - IV	Session: 2024-2025
1	Course Code	BOSC-04 T	
2	Course Title	Angiosperms	
3	Course Type	Discipline Specific course (DSC)	
4	Pre-requisite (if, any)	As per program	
5	Course Learning Outcomes (CLO)	At the end of the course, the students will be able : > Understand basics of plant identification, classification and nomenclature > Understand the concept, diversity and evolution of Angiosperm plants. > Become familiar with the internal structure of plants and concept of plant tissues with its revolutionary concept. > Understand the reproductive system in flowering plants.	
6	Credit Value	3 Credits	Credit = 15 Hours - learning & Observation
7	Total Marks	Max. Marks: 100	Min Passing Marks: 40
<b>PART -B: Content of the Course</b>			
Total No. of Teaching-learning Periods (01 Hr. per period) - 45 Periods (45 Hours)			
Unit	Topics (Course contents)		No. of Period
I	<b>Plant taxonomy:</b> Types of classification-artificial, natural and phylogenetic Bentham & Hooke (upto series), Engler & Prantl (upto series) and Hutchinson system of classification with its merit and demerits, Modern trends of taxonomy and Numerical taxonomy. Binomial nomenclature system. Principles and rules (ICBN/ICN) Ranks and names, Typification, author citation, valid publication, principle of priority and its limitations; Herbarium technique, important herbaria, e herbarium and Botanical gardens of India .		12
II	<b>Taxonomic Description:</b> Characteristics, systematics and economic importance of Dicotyledonous families- Brassicaceae, Malvaceae, Fabaceae (subfamily), Apiaceae, Rutaceae, Euphorbiaceae, Lamiaceae, Asteraceae. Monocotyledonous families -Orchidaceae, Liliaceae, Cyperaceae, Musaceae and Poaceae. (Floral features, Floral formula and floral diagram are essential]		11
III	<b>Anatomy:</b> Tissue system features, functions of different types of meristematic and permanent tissues. Internal Structure of dicot and monocot root stem and leaf. Root and shoot apex organization: Structure and function of cambium and secondary growth in root and stem. Wood (heartwood and sapwood, annual rings) Abnormal Secondary Growth ( <i>Dracaena Achyranthes, Nyctanthes, Boerhavia</i> )		11
IV	<b>Embryology:</b> Structure of anther and pollen. Structure and types of ovules, Embryo sacs-types, Pollination and Fertilization, Double fertilization, Endosperm types, structure and functions Development of embryo-Dicot and monocot embryo. Concept of Apomixes and Polyembryony, Seed structure; appendages and dispersal mechanisms.		11
Keywords	Taxonomy, Herbarium, Tissue, Fertilization		
Signature of Convener & Members (CBoS) :			

- ① R. Srinivas
- ② K. Srinivas
- ③ K. Srinivas
- ④ K. Srinivas
- ⑤ K. Srinivas
- ⑥ K. Srinivas
- ⑦ K. Srinivas
- ⑧ K. Srinivas
- ⑨ K. Srinivas
- ⑩ K. Srinivas

## PART-C: Learning Resources

### Text Books, Reference Books and Others

#### Text Books Recommended –

1. Simpson, M.G. (2006) Plant Systematics. Elsevier Academic Press, San Diego, CA, USA
2. Beck, C.B. (2010). An Introduction to Plant Structure and Development, II edition.
3. Johri, B.M. (1984). Embryology of Angiosperms. Springer-Verlag, Berlin
4. Singh, G. (2012) Plant Systematics. Theory and Practice. Oxford & IBH Pvt. Ltd, New Delhi.
5. Bhojwani, SS. & Bhatnagar, SP (2011). Embryology of Angiosperms. Vikas Publication House Pvt.Lid. New Delhi 5 edition
6. Mauseth. I.1) (1988) Plant Anatomy. The Benjamin Cummings Publisher. USA
7. Pandey, B. P. (LatesEdt), Plant Anatomy

#### Reference Books Recommended –

1. Simpson, M.G. (2006) Plant Systematics. Elsevier Academic Press, San Diego, CA, USA
2. Beck, C.B. (2010). An Introduction to Plant Structure and Development, II edition.
3. Mauseth. I.1) (1988) Plant Anatomy. The Benjamin Cummings Publisher. USA
4. Jeffrey, C. (1982). An Introduction to Plant Taxonomy. Cambridge University Press, Cambridge
5. Judd, W.S., Campbell, C.S., Kellogg, E.A., Stevens, P.F. (2002). Plant Systematics-A Phylogenetic Approach. Sinauer Associates Inc., U.S.A. 2 nd edition.
6. Maheshwari, J.K. (1963). Flora of Delhi. CSIR, New Delhi.
7. Radford, A.E. (1986). Fundamentals of Plant Systematics. Harper and Row, New York
8. Saxena N.B. and Saxena S. (2012). Plant Taxonomy Pragati Prakashan.
9. Sharma O.P. (2013). Plant Taxonomy. MC GRAW HILL INDIA.
10. Sharma, M.K. (2013) Plant Structures (An Introduction to Plant Anatomy). Vayu Education of India.
11. Chopra G.L. (2005) Angiosperm, Pradeep Publication, Jalandhar.

#### Online Resources–

- e-Resources / e-books and e-learning portals
- [www.swayam.ac.in](http://www.swayam.ac.in)
- [www.ignou.ac.in](http://www.ignou.ac.in)
- [www.egyankosh.ac.in](http://www.egyankosh.ac.in)
- [www.iitm.ac.in](http://www.iitm.ac.in)
- [www.eskillindia.org](http://www.eskillindia.org)
- [www.eshiksha.mp.gov.in](http://www.eshiksha.mp.gov.in)
- [www.vlab.co.in](http://www.vlab.co.in)
- [www.internshala.com](http://www.internshala.com)
- [www.ndl.iitkgp.ac.in](http://www.ndl.iitkgp.ac.in)

#### Online Resources–

- e-Resources / e-books and e-learning portals

<https://www.fs.usda.gov/managing-land/wildflowers/pollinators/what-ispollination>  
<https://www.pw.live/exams/neet/embryo/#:~:text=Dicot%20and%20monocot%20embryos%20develop,one%20that%20is%20significantly%20smaller.>  
<https://byjus.com/biology/apomixis/>  
<https://examupdates.in/plant-anatomy-and-embryology-book>

## PART -D: Assessment and Evaluation

### Suggested Continuous Evaluation Methods:

Maximum Marks: 100 Marks

Continuous Internal Assessment (CIA): 30 Marks

End Semester Exam (ESE): 70 Marks

Continuous Internal Assessment (CIA): 15 (By Course Teacher)	Internal Test / Quiz-(2): 20 +20	Better marks out of the two Test / Quiz + obtained marks in Assignment shall be considered against 30 Marks
	Assignment / Seminar - 10 Total Marks - 30	
End Semester Exam (ESE): 35	Two section – A & B Section A: Q1. Objective – 10 x1= 10 Mark; Q2. Short answer type- 5x4 =20 Marks Section B: Descriptive answer type qts., 1out of 2 from each unit-4x10=40 Marks	

Name and Signature of Convener & Members of CBoS:

① Rishwan  
 ② Ramesh  
 ③ Madhavi  
 ④ Anurag  
 ⑤ Anurag  
 ⑥ Anurag

⑦ Anurag  
 ⑧ Anurag  
 ⑨ Anurag  
 ⑩ Anurag

**FOUR YEAR UNDERGRADUATE PROGRAM (2024 – 28)**  
**DEPARTMENT OF BOTANY**  
**COURSE CURRICULUM**

<b>PART- A: Introduction</b>			
Program: Bachelor in Life Sciences (Diploma / Degree/ Honors)		Semester - IV	Session: 2024-2025
1	Course Code	BOSC-04	
2	Course Title	Lab. Course – 04 (Angiosperms)	
3	Course Type	Laboratory Course	
4	Pre-requisite (if, any)	As per program	
5	Course Learning Outcomes (CLO)	At the end of this course, students will be able to: ➤ Understand the systematic status of flowering plants. ➤ Learn collection of local flora , identification and herbarium preparation. ➤ Understand internal structure of different plant parts. ➤ Understand the pollination and seed dispersal mechanism. ➤ Understand about reproduction system in flowering plants.	
6	Credit Value	1 Credits	Credit =30 Hours Laboratory or Field learning/Training
7	Total Marks	Max. Marks: 50	Min Passing Marks: 20
<b>PART -B: Content of the Course</b>			
Total No. of learning-Training/performance Periods: 30 Periods (30 Hours)			
Module	Topics (Course contents)	No. of Period	
Lab./Field Training/ Experiment Contents of Course	<ul style="list-style-type: none"> <li>• Description of local plants of the syllabus in semitechnical language, floral formula and floral diagrams should be drawn.</li> <li>• Prepration of herbarium of local flora.</li> <li>• Anatomy of primary and secondary growth in monocuts and dicots stem using hand sections or permanent slides.</li> <li>• Anatomy of root, primary and secondary structure.</li> <li>• Study of placentation.</li> <li>• Study of types of ovule in permanent slide.</li> <li>• Isolation of globular, heart shape and torpedo embryo.</li> <li>• Study of pollination by insects.</li> </ul>	<b>30</b>	
Keywords	Herbarium, Monocot, Placentation, Pollination		

**Signature of Convener & Members (CBoS) :**

- ① *RS Dhoor*
- ② *Seenu*
- ③ *Mallik*
- ④ *M*
- ⑤ *Aparna*
- ⑥ *Cl*
- ⑦ *h*
- ⑧ *bnig*
- ⑨ *Blant*
- ⑩ *M. G.*

## PART-C: Learning Resources

### Text Books, Reference Books and Others

#### Text Books Recommended –

1. Pandey, B.P. (2014). Modern Practical Botany Vol. II. S. Chand and Company Ltd., New Delhi.
2. Bendre, A.M. and Kumar A. (2003). Manual of Practical Botany Vol. II. Rastogi Publications, Meerut.
3. Santra S.C. and Chatterjee (2005). College Botany Practical Vol. II New Central Book Agency Pvt. Ltd

#### Online Resources–

- e-Resources / e-books and e-learning portals
- [www.swayam.ac.in](http://www.swayam.ac.in)
- [www.ignou.ac.in](http://www.ignou.ac.in)
- [www.egyankosh.ac.in](http://www.egyankosh.ac.in)
- [www.iitm.ac.in](http://www.iitm.ac.in)
- [www.eskillindia.org](http://www.eskillindia.org)
- [www.eshiksha.mp.gov.in](http://www.eshiksha.mp.gov.in)
- [www.vlab.co.in](http://www.vlab.co.in)
- [www.internshala.com](http://www.internshala.com)
- [www.ndl.iitkgp.ac.in](http://www.ndl.iitkgp.ac.in)

#### Online Resources–

- e-Resources / e-books and e-learning portals

<https://visiblebody.com/learn/biology/monocot-dicot/roots>

<https://www.toppr.com/guides/biology/differences-between/monocot-and-dicot-stem/>

<https://examupdates.in/plant-anatomy-and-embryology-book/>

[https://jrs.ac.in/working\\_folder/DOWNLOAD-D-12-180-618C09F700115.pdf](https://jrs.ac.in/working_folder/DOWNLOAD-D-12-180-618C09F700115.pdf)

## PART -D: Assessment and Evaluation

### Suggested Continuous Evaluation Methods:

Maximum Marks: 50 Marks

Continuous Internal Assessment (CIA): 15 Marks

End Semester Exam (ESE): 35 Marks

Continuous Internal Assessment (CIA): 15 (By Course Teacher)	Internal Test / Quiz-(2): 10 & 10	Better marks out of the two Test / Quiz + obtained marks in Assignment shall be considered against 15 Marks
	Assignment/Seminar + Attendance - 05 Total Marks - 15	
End Semester Exam (ESE): 35	Laboratory / Field Skill Performance: On spot Assessment	Managed by Course teacher as per lab. status
	A. Performed the Task based on lab. work - 20 Marks	
	B. Spotting based on tools & technology (written) – 10 Marks C. Viva-voce (based on principle/technology) - 05 Marks	

Name and Signature of Convener & Members of CBoS:

- ① R. S. Das
- ② K. S. Das
- ③ S. K. Das
- ④ M. S. Das
- ⑤ S. K. Das
- ⑥ S. K. Das
- ⑦ S. K. Das
- ⑧ S. K. Das
- ⑨ S. K. Das
- ⑩ S. K. Das

**FOUR YEAR UNDERGRADUATE PROGRAM (2024 – 28)**  
**DEPARTMENT OF BOTANY**  
**COURSE CURRICULUM**

<b>PART- A: Introduction</b>			
Program: Bachelor in Life Sciences (Degree/Honors)		Semester - V	Session: 2024-2025
1	Course Code	BOSC-05 T	
2	Course Title	Cytology & Genetics	
3	Course Type	Discipline Specific course (DSC)	
4	Pre-requisite (if, any)	<i>As per program</i>	
5	Course Learning Outcomes (CLO)	At the end of the course, the students will be able: > Acquire knowledge of cell and its components. > Learn about the structure and function of membrane and cell division > Interpret Mendelian and non Mendelian genetics > Interpret linkage, crossing over and gene interaction	
6	Credit Value	3 Credits	Credit = 15 Hours - learning & Observation
7	Total Marks	Max. Marks: 100	Min Passing Marks: 40
<b>PART -B: Content of the Course</b>			
Total No. of Teaching-learning Periods (01 Hr. per period) - 45 Periods (45 Hours)			
Unit	Topics (Course contents)		No. of Period
I	<b>The cell, cell wall, plasma membrane :</b> Cell structure and function; Characteristics of prokaryotic and eukaryotic cells; Structure, function and chemical composition of Plant cell wall. Plasma membrane structure and chemical nature; Membrane transport – Passive, active and facilitated transport, endocytosis and exocytosis. Nucleus: Structure-nuclear envelope, nuclear pore complex, nuclear lamina, molecular organization of chromatin; nucleolus. Cytoskeleton: Role and structure of microtubules, microfilaments and intermediary filament		12
II	<b>Cell organelles, Division of Cell</b> Mitochondria and Chloroplast; Structure and functions. Endoplasmic Reticulum – Structure, and functions, role in protein synthesis. Golgi Apparatus – organization, protein glycosylation, Lysosomes. Cell cycle, mitosis and meiosis; Regulation of cell cycle- checkpoints, role of protein kinases.		11
III	<b>Mendelian genetics, Linkage and Crossing over;</b> Mendelism: History; Principles of inheritance; terminology. Chromosome theory of inheritance; Autosomes and sex chromosomes; Probability and pedigree analysis; Non-Mendelian inheritance: Incomplete dominance and co-dominance. Gene interaction; duplicate, complimentary, supplantmentry, epistasis. Linkage and crossing over.		11
IV	<b>Extrachromosomal Inheritance, Mutation :</b> Extrachromosomal inheritance: Cytoplasmic inheritance in plants. Mutations; types, Molecular basis of Mutations; Mutagens – physical and chemical. Chromosomal aberration: Deletion, Duplication, Inversion, Translocation, Euploidy and Aneuploidy.		11
Keywords	Cytology, Cell division, Genetics, Mendelian genetics, Mutation		

**Signature of Convener & Members (CBoS) :**

- ① R. S. Rao
- ② S. S. Reddy
- ③ M. S. Reddy
- ④ M. S. Reddy
- ⑤
- ⑥
- ⑦
- ⑧
- ⑨
- ⑩

## PART-C: Learning Resources

### Text Books, Reference Books and Others

#### Text Books Recommended –

1. Cell Biology: Powar C. B. and Daginawala H. I., Himalay Pub. House, Bombay
2. Cell biology by Karp, G. 2010.
3. Cell and Molecular Biology: Concepts and Experiments: 6th Edition. John Wiley & Sons. Inc.
4. De Robertis, E.D.P. and De Robertis, E.M.F. 2006. Cell and Molecular Biology. 8<sup>th</sup> edition Lippincott Williams and Wilkins, Philadelphia.
5. Genetics by P. K. Gupta, Rastogi Publication
6. Gytogenetics, Molecular biology and Plant breeding by P. K. Gupta, Rastogi Publication

#### Reference Books Recommended–

1. Becker, W.M., Kleinsmith, L.J., Hardin. J. and Bertoni, G. P. 2009 The World of of the Cell. 7th edition. Pearson Benjamin Cummings Publishing, San Francisco.
2. L.J. (2012). Becker's World of the Cell, Pearson Education Inc. U.S.A. 8th edition.
3. Hausman, R.E. (2009) The Cell: A Molecular Approach. 5th edition. ASM Press & Sunderland, Washington,
4. D.C.; Sinauer Associates, MA. 9. Becker, W.M., Kleinsmith, L.J., Hardin. J. and Bertoni, G. P. (2009) The World of the Cell. 7 th edition. Pearson Benjamin Cummings Publishing, San Francisco

#### Online Resources–

- e-Resources / e-books and e-learning portals
- [www.swayam.ac.in](http://www.swayam.ac.in)
- [www.ignou.ac.in](http://www.ignou.ac.in)
- [www.egyankosh.ac.in](http://www.egyankosh.ac.in)
- [www.iitm.ac.in](http://www.iitm.ac.in)
- [www.eskillindia.org](http://www.eskillindia.org)
- [www.eshiksha.mp.gov.in](http://www.eshiksha.mp.gov.in)
- [www.vlab.co.in](http://www.vlab.co.in)
- [www.internshala.com](http://www.internshala.com)
- [www.ndl.iitkgp.ac.in](http://www.ndl.iitkgp.ac.in)

#### Online Resources–

- e-Resources / e-books and e-learning portals
- <https://www.cytology-iac.org/educational-resources/virtual-slide-library>
- [https://www.asct.com/ASCTWeb/Content/Cytopreparation\\_Online\\_Course.aspx](https://www.asct.com/ASCTWeb/Content/Cytopreparation_Online_Course.aspx)
- <https://www.mooc-list.com/tags/genetics>
- <https://www.coursera.org/learn/genetics-evolution>
- <https://www.my-mooc.com/en/mooc/introduction-to-genetics-and-evolution>
- [http://rastogipublications.com/index.php?route=product/product&product\\_id=50](http://rastogipublications.com/index.php?route=product/product&product_id=50)
- <https://www.nou.ac.in/sites/default/files/sim/BSCBO>
- <http://ysmubooks.am/uploads/MEDICAL BIOLOGY.pilf>

## PART -D: Assessment and Evaluation

### Suggested Continuous Evaluation Methods:

Maximum Marks: 100 Marks

Continuous Internal Assessment (CIA): 30 Marks

End Semester Exam (ESE): 70 Marks

Continuous Internal Assessment (CIA): 30 (By Course Teacher)	Internal Test / Quiz-(2): 20 +20	Better marks out of the two Test / Quiz + obtained marks in Assignment shall be considered against 30 Marks
	Assignment / Seminar - 10 Total Marks - 30	
End Semester Exam (ESE): 70	Two section – A & B Section A: Q1. Objective – 10 x1= 10 Mark; Q2. Short answer type- 5x4 =20 Marks Section B: Descriptive answer type qts., 1out of 2 from each unit-4x10=40 Marks	

Name and Signature of Convener & Members of CBoS:

① P. Puroas  
② M. S. S. S.  
③ M. S. S. S.  
④ M. S. S. S.  
⑤ M. S. S. S.  
⑥ M. S. S. S.

⑦ M. S. S. S.  
⑧ M. S. S. S.  
⑨ M. S. S. S.  
⑩ M. S. S. S.

**FOUR YEAR UNDERGRADUATE PROGRAM (2024 – 28)**  
**DEPARTMENT OF BOTANY**  
**COURSE CURRICULUM**

<b>PART- A: Introduction</b>			
Program: Bachelor in Life Sciences (Degree/ Honours)		Semester - V	Session: 2024-2025
1	Course Code	BOSC-05	
2	Course Title	Lab. Course -05 (Cytology and Genetics)	
3	Course Type	Laboratory Course	
4	Pre-requisite (if, any)	As per program	
5	Course Learning Outcomes (CLO)	At the end of this course, students will be able to: <ul style="list-style-type: none"> <li>➤ Handle the Compound light Microscope and apply microscopy</li> <li>➤ Achieve elaborate idea about cell staining procedures and mitotic plate observation &amp; analysis</li> <li>➤ Identify the various stages of cell division karyotype analysis Get practice of genetic crosses and genetic analysis.</li> </ul>	
6	Credit Value	1 Credits	Credit =30 Hours Laboratory or Field learning/Training
7	Total Marks	Max. Marks: 50	Min Passing Marks: 20
<b>PART -B: Content of the Course</b>			
Total No. of learning-Training/performance Periods: 30 Periods (30 Hours)			
Module	Topics (Course contents)	No. of Period	
Lab./Field Training/ Experiment Contents of Course	1. Staining technique of cell organelles. 2. Study of different stages of Mitosis. 3. Study of different stages of Meiosis. 4. Study of plant cell structure with the help of epidermal peel mount of Onion/Rhoeo/Crinum. 5. Demonstration of the phenomenon of protoplasmic streaming in <i>Hydrilla</i> leaves. 6. Counting the cells per unit volume with the help of haemocytometer. (Yeast/pollen grains) 7. Exercise on genetics (Mendelian ratio and test cross) 8. Karyotype of chromosomes. 9. Study of polytene and lampbrush chromosomes.	<b>30</b>	
Keywords	Mitosis, Mendelian ratio, Karyotype, Chromosome.		

**Signature of Convener & Members (CBoS) :**

- ①
- ②
- ③
- ④
- ⑤
- ⑥
- ⑦
- ⑧
- ⑨
- ⑩

## PART-C: Learning Resources

### Text Books, Reference Books and Others

#### Text Books Recommended –

1. Laboratory Manual of Cyto-technique and Chromosome handling By Sharma A K
2. Manual of Cytology, Ministry of Health & Welfare
3. Cytogenetics By PK Gupta.
4. Cell biology By C. B. Powar

#### Online Resources–

- e-Resources / e-books and e-learning portals
- [www.swayam.ac.in](http://www.swayam.ac.in)
- [www.ignou.ac.in](http://www.ignou.ac.in)
- [www.egyankosh.ac.in](http://www.egyankosh.ac.in)
- [www.iitm.ac.in](http://www.iitm.ac.in)
- [www.eskillindia.org](http://www.eskillindia.org)
- [www.eshiksha.mp.gov.in](http://www.eshiksha.mp.gov.in)
- [www.vlab.co.in](http://www.vlab.co.in)
- [www.internshala.com](http://www.internshala.com)
- [www.ndl.iitkgp.ac.in](http://www.ndl.iitkgp.ac.in)

#### Online Resources–

- e-Resources / e-books and e-learning portals
- [https://ijrbat.in/upload\\_papers/0410202102153609.%20Basarkar%20UG%20and%20%20Patil-Behere%20KP.pdf](https://ijrbat.in/upload_papers/0410202102153609.%20Basarkar%20UG%20and%20%20Patil-Behere%20KP.pdf)
- <https://www2.samford.edu/~djohnso2/44962w/334/mitosis.html>
- <https://www.findel-international.com/product/science/biology/prepared-slides/philip-harris-prepared-microscope-slide-set-meiosis-and-mitosis-set-of-9-slides/e8r06642>

## PART -D: Assessment and Evaluation

### Suggested Continuous Evaluation Methods:

Maximum Marks: 50 Marks

Continuous Internal Assessment (CIA): 15 Marks

End Semester Exam (ESE): 35 Marks

Continuous Internal Assessment (CIA): 15 (By Course Teacher)	Internal Test / Quiz-(2): 10 & 10	Better marks out of the two Test / Quiz + obtained marks in Assignment shall be considered against 15 Marks
	Assignment/Seminar + Attendance - 05 Total Marks - 15	
End Semester Exam (ESE): 35	Laboratory / Field Skill Performance: On spot Assessment	Managed by Course teacher as per lab. status
	A. Performed the Task based on lab. work - 20 Marks	
	B. Spotting based on tools & technology (written) – 10 Marks	
	C. Viva-voce (based on principle/technology) - 05 Marks	

Name and Signature of Convener & Members of CBoS:

- ① Powar
- ② Behera
- ③ Anand
- ④ Anand
- ⑤ Anand
- ⑥ Anand
- ⑦ Anand
- ⑧ Anand
- ⑨ Anand
- ⑩ Anand

**FOUR YEAR UNDERGRADUATE PROGRAM (2024 – 28)**

**DEPARTMENT OF BOTANY  
COURSE CURRICULUM**

<b>PART- A: Introduction</b>			
Program: Bachelor in Life sciences (Degree/Honors)		Semester - VI	Session: 2024-2025
1	Course Code	BOSC-06 T	
2	Course Title	Plant Physiology and Economic Botany	
3	Course Type	Discipline Specific course (DSC)	
4	Pre-requisite (if, any)	As per program	
5	Course Learning Outcomes (CLO)	At the end of this course, the students will understand to <ul style="list-style-type: none"> <li>➤ Gain a deep understanding of the fundamental physiological processes in plants, including photosynthesis, respiration, transpiration, and nutrient uptake, and their regulation.</li> <li>➤ Acquire practical skills in conducting experiments and using various techniques.</li> <li>➤ Develop a comprehensive understanding of the economic value and utilization of plant resources.</li> <li>➤ Acquire knowledge and skills to identify and classify economically important plant species.</li> </ul>	
6	Credit Value	3 Credits	Credit = 15 Hours - learning & Observation
7	Total Marks	Max. Marks: 100	Min Passing Marks: 40
<b>PART -B: Content of the Course</b>			
Total No. of Teaching-learning Periods (01 Hr. per period) - 45 Periods (45 Hours)			
Unit	Topics (Course contents)		No. of Period
I	<b>Plant-water relations &amp; Mineral nutrition</b> Importance of water, water potential and its components; Transpiration and its significance; Factors affecting transpiration; Root pressure and guttation. Essential elements, macro and micronutrients; Criteria of essentiality of elements; Role of essential elements; Symptoms of mineral deficiency in major crops, Transport of ions across cell membrane, active and passive transport.		12
II	<b>Photosynthesis and Lipid Metabolism</b> Historical background, photosynthetic pigments and their role photochemical reactions, PSI, PSII, Q cycle, C <sub>4</sub> pathways; Crassulacean acid metabolism; Factors affecting CO <sub>2</sub> reduction. Synthesis and breakdown of triglycerides, β-oxidation, glyoxylate cycle, gluconeogenesis and its role in mobilization of lipids during seed germination, α oxidation		11
III	<b>Respiration and Nitrogen Metabolism</b> Glycolysis, anaerobic respiration, TCA cycle; Oxidative phosphorylation, Glyoxylate, Oxidative Pentose Phosphate Pathway. Electron transport and mechanism of ATP synthesis; C <sub>3</sub> , C <sub>4</sub> and CAM pathways of carbon fixation, Photorespiration. Nitrate assimilation, biological nitrogen fixation, Physiology and biochemistry of nitrogen fixation, Ammonia assimilation (GS-GOGAT), reductive amination and transamination, amino acid synthesis.		11
IV	<b>Economic Botany:</b> Origin of Cultivated Plants, Examples of major plant introductions; Crop domestication and loss of genetic diversity; evolution of new crops/varieties, importance of germplasm diversity. Brief account of crops, millets, legumes, spice, Beverages, oils, drug, fiber, and timber yielding plant.		11
Keywords	Osmosis, Transport, Hill reaction, Genetic diversity.		

Signature of Convener & Members (CBoS) :

① R. Prasad  
 ② S. Suresh  
 ③ M. Srinivas  
 ④ M. Srinivas  
 ⑤ A. Srinivas  
 ⑥ S. Suresh  
 ⑦ K. Srinivas  
 ⑧ S. Suresh  
 ⑨ S. Suresh  
 ⑩ S. Suresh

## PART-C: Learning Resources

### Text Books, Reference Books and Others

#### Text Books Recommended –

1. Taiz, L., Zeiger, E., Møller, I.M. and Murphy, A (2015). Plant Physiology and Development. Sinauer Associates Inc. USA. 6th edition.
2. B. P. Pandey (2017) Economic Botany. S. Chand Publication, New Delhi.
3. Kochhar, S.L. (2012). Economic Botany in Tropics, MacMillan & Co. New Delhi, India.
4. Bajracharya, D., (1999). Experiments in Plant Physiology- A Laboratory Manual. Narosa Publishing House, New Delhi.

#### Reference Books Recommended-

1. Wickens, G.E. (2001). Economic Botany: Principles & Practices. Kluwer Academic Publishers, The Netherlands.
2. Chrispeels, M.J. and Sadava, D.E. 1994 Plants, Genes and Agriculture. Jones & Bartlett Publishers.
3. Harborne, J.B. (1973). Phytochemical Methods. John Wiley & Sons. New York.
4. Hopkins, W.G., Huner, N.P., (2009). Introduction to Plant Physiology. John Wiley & Sons, U.S.A. 4th Edition.

#### Online Resources–

- e-Resources / e-books and e-learning portals
- <https://education.nationalgeographic.org/resource/photosynthesis/>
- <https://www.ncbi.nlm.nih.gov/pmc/articles/PMC4242210/>
- <https://www.sciencedirect.com/topics/agricultural-and-biological-sciences/nitrogen-metabolism>
- [https://en.wikipedia.org/wiki/Lipid\\_metabolism](https://en.wikipedia.org/wiki/Lipid_metabolism)

#### Online Resources–

- e-Resources / e-books and e-learning portals
- [www.swayam.ac.in](http://www.swayam.ac.in)
- [www.ignou.ac.in](http://www.ignou.ac.in)
- [www.egvankosh.ac.in](http://www.egvankosh.ac.in)
- [www.iitm.ac.in](http://www.iitm.ac.in)
- [www.eskillindia.org](http://www.eskillindia.org)
- [www.eshiksha.mp.gov.in](http://www.eshiksha.mp.gov.in)
- [www.vlab.co.in](http://www.vlab.co.in)
- [www.internshala.com](http://www.internshala.com)
- [www.ndl.iitkgp.ac.in](http://www.ndl.iitkgp.ac.in)

## PART -D: Assessment and Evaluation

### Suggested Continuous Evaluation Methods:

Maximum Marks: 100 Marks

Continuous Internal Assessment (CIA): 30 Marks

End Semester Exam (ESE): 70 Marks

Continuous Internal Assessment (CIA): 30 (By Course Teacher)	Internal Test / Quiz-(2): 20 +20	Better marks out of the two Test / Quiz + obtained marks in Assignment shall be considered against 30 Marks
	Assignment / Seminar - 10	
	Total Marks - 30	

End Semester Exam (ESE): 70	Two section – A & B Section A: Q1. Objective – 10 x1= 10 Mark; Q2. Short answer type- 5x4 =20 Marks Section B: Descriptive answer type qts., 1 out of 2 from each unit-4x10=40 Marks
-----------------------------	--

Name and Signature of Convener & Members of CBoS:

- ① R. P. Singh
- ② S. K. Singh
- ③ S. K. Singh
- ④ M. Singh
- ⑤ S. K. Singh
- ⑥ S. K. Singh
- ⑦ S. K. Singh
- ⑧ S. K. Singh
- ⑨ S. K. Singh
- ⑩ S. K. Singh

**FOUR YEAR UNDERGRADUATE PROGRAM (2024 – 28)**

**DEPARTMENT OF BOTANY**

**COURSE CURRICULUM**

<b>PART- A: Introduction</b>			
Program: Bachelor in Life Sciences (Degree/ Honors)		Semester - VI	Session: 2024-2025
1	Course Code	BOSC-06	
2	Course Title	Lab. Course -06 (Plant Physiology and Economic Botany)	
3	Course Type	Laboratory course	
4	Pre-requisite (if, any)	As per program	
5	Course Learning Outcomes (CLO)	Acquire practical skills in conducting experiments and using various techniques to measure and analyze plant physiological parameters, enabling students to design and execute experiments in plant physiology research. ○ Acquire knowledge and skills to identify and classify economically important plant species, and understand their ecological requirements, cultivation techniques, and potential for sustainable utilization. ○ Apply critical thinking and problem-solving skills to analyze and evaluate the impacts of human activities on plant resources, and develop strategies for the conservation, sustainable management, and utilization of plant biodiversity.	
6	Credit Value	1 Credits	Credit =30 Hours Laboratory or Field learning/Training
7	Total Marks	Max. Marks: 50	Min Passing Marks: 20
<b>PART -B: Content of the Course</b>			
Total No. of learning-Training/performance Periods: 30 Periods (30 Hours)			
Module	Topics (Course contents)		No. of Period
Lab./Field Training/ Experiment Contents of Course	1. Determination of osmosis and plasmolysis. 2. Determination of osmotic potential of plant cell sap by plasmolytic method. 3. Demonstration of the process of transpiration. 4. To find out rate of transpiration by potometer method. 5. To find out stomatal frequency and stomatal index. 6. Chemical separation of photosynthetic pigments. 7. To find out that oxygen evolved during the process of photosynthesis. 8. To study the effect of quality and intensity of light on photosynthesis. 9. To find out the effect of carbon dioxide concentration on the rate of photosynthesis. 10. To find out the Respiratory Quotient of different respiratory substrates by respirometer method. 11. To compare the rate of respiration in different parts of a plant. 12. Study of amylase and catalase enzymes. 13. Morphological features and economic importance of cereals, millets, legumes, oil, spices, drug, fiber, and timber yielding plant.		30
Keywords	Physiology, Economic Botany, Beverages, Enzyme.		

**Signature of Convener & Members (CBoS) :**

- ① R. Prasad
- ② K. Suresh
- ③ S. Srinivas
- ④ M. Srinivas
- ⑤ S. Srinivas
- ⑥ S. Srinivas
- ⑦ S. Srinivas
- ⑧ S. Srinivas
- ⑨ S. Srinivas
- ⑩ S. Srinivas

## PART-C: Learning Resources

### Text Books, Reference Books and Others

#### Text Books Recommended –

1. . Bajracharya, D., (1999). Experiments in Plant Physiology- A Laboratory Manual. Narosa Publishing House, New Delhi.
2. Kochhar, S.L. (2012). Economic Botany in Tropics, MacMillan & Co. New Delhi, India.
3. Wickens, G.E. (2001). Economic Botany: Principles & Practices. Kluwer Academic

#### Reference Books Recommended –

1. Taiz, L., Zeiger, E., MØller, I.M. and Murphy, A (2015). Plant Physiology and Development. Sinauer Associates Inc. USA. 6th edition.
2. Hopkins, W.G., Huner, N.P., (2009). Introduction to Plant Physiology. John Wiley & Sons, U.S.A. 4th Edition.

#### Online Resources–

- e-Resources / e-books and e-learning portals
- [www.swayam.ac.in](http://www.swayam.ac.in)
- [www.ignou.ac.in](http://www.ignou.ac.in)
- [www.egyankosh.ac.in](http://www.egyankosh.ac.in)
- [www.iitm.ac.in](http://www.iitm.ac.in)
- [www.eskillindia.org](http://www.eskillindia.org)
- [www.eshiksha.mp.gov.in](http://www.eshiksha.mp.gov.in)
- [www.vlab.co.in](http://www.vlab.co.in)
- [www.internshala.com](http://www.internshala.com)
- [www.ndl.iitkgp.ac.in](http://www.ndl.iitkgp.ac.in)

#### Online Resources–

- e-Resources / e-books and e-learning portals
- <https://education.nationalgeographic.org/resource/photosynthesis/>
- <https://www.ncbi.nlm.nih.gov/pmc/articles/PMC4242210/>
- <https://www.sciencedirect.com/topics/agricultural-and-biological-sciences/nitrogen-metabolism>
- [https://en.wikipedia.org/wiki/Lipid\\_metabolism](https://en.wikipedia.org/wiki/Lipid_metabolism)

## PART -D: Assessment and Evaluation

### Suggested Continuous Evaluation Methods:

Maximum Marks: 50 Marks

Continuous Internal Assessment (CIA): 15 Marks









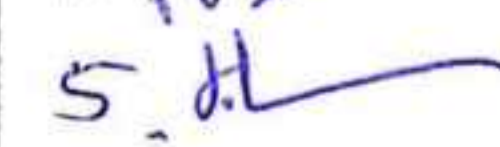

End Semester Exam (ESE): 35 Marks

Continuous Internal Assessment (CIA): 15 (By Course Teacher)	Internal Test / Quiz-(2): 10 & 10	Better marks out of the two Test / Quiz + obtained marks in Assignment shall be considered against 15 Marks
	Assignment/Seminar +Attendance - 05 Total Marks - 15	
End Semester Exam (ESE): 35	Laboratory / Field Skill Performance: On spot Assessment	Managed by Course teacher as per lab. status
	A. Performed the Task based on lab. work - 20 Marks	
	B. Spotting based on tools & technology (written) – 10 Marks C. Viva-voce (based on principle/technology) - 05 Marks	

Name and Signature of Convener & Members of CBoS:

- ① R. Roy
- ② R. Roy
- ③ R. Roy
- ④ M. Roy
- ⑤ R. Roy
- ⑥ R. Roy
- ⑦ R. Roy
- ⑧ R. Roy
- ⑨ R. Roy
- ⑩ R. Roy

**FOUR YEAR UNDERGRADUATE PROGRAM (2024 – 28)**  
**DEPARTMENT OF BOTANY**  
**COURSE CURRICULUM**

<b>PART- A: Introduction</b>			
Program: Bachelor in Life Sciences (Honors)		Semester - VII	Session: 2024-2025
1	Course Code	BOSC- 07 T	
2	Course Title	Ecology and Phytogeography	
3	Course Type	Discipline Specific course (DSC)	
4	Pre-requisite (if, any)	As per program	
5	Course Learning Outcomes (CLO)	At the end of this course, students will be able to understand: <ul style="list-style-type: none"> <li>▪ The interrelationship between organisms and environment.</li> <li>▪ Methods to study vegetation, community patterns and processes, ecosystem functions, and principles of phytogeography.</li> <li>▪ Evolving strategies for sustainable natural resource management and biodiversity conservation.</li> <li>▪ Climatic changes and its restoration</li> <li>▪ Familiar with sustainable development</li> </ul>	
6	Credit Value	3 Credits	Credit = 15 Hours - learning & Observation
7	Total Marks	Max. Marks: 100	Min Passing Marks: 40
<b>PART -B: Content of the Course</b>			
Total No. of Teaching-learning Periods (01 Hr. per period) - 45 Periods (45 Hours)			
Unit	Topics (Course contents)	No. of Period	
<b>I</b>	Ecological Factors and Management : Climatic- light; temperature, air and water, topographic, edaphic, soil formation soil texture, type of soil, soil profile, classification, physio-chemical properties, soil organic matter, biotic factors, interrelationships, major soil type of the world. Ecological management: Concepts, sustainable development, sustainability indicators.	12	
<b>II</b>	Ecosystem Organization : Structure and function, primary production (methods of measurements, global pattern, controlling factors), energy dynamics, trophic organization, energy flow pathways, ecological efficiencies, litter fall and decomposition- mechanism, substrate quality and climate factors, global biogeochemical cycle of C, N, P, S, minerals cycle- pathways, processes, budgets in terrestrial and aquatic ecosystem.	11	
<b>III</b>	<b>Community and Eco-Stability</b> Concepts of community and continuum, analysis of communities (analytical and synthetic characters), community coefficients, inter-specific associations, ordination, concept of ecological niche. Vegetation Development: Temporal changes (cyclic and non-cyclic), mechanism of ecological successions (relay floristic and initial floristic composition, facilitation, tolerance and inhibition models), changes in ecosystem properties during succession. Ecological Stability: Concept of resistance and resilience, ecological perturbations (natural and anthropogenic) and their impact on plants and ecosystem, ecology of plant invasion, environmental impact assessment, ecosystem restoration.	11	
<b>IV</b>	<b>Phytogeography Pollution, Climatic Changes</b> Phytogeographical regions of India with reference to Chhattisgarh. Pollution : Air, Water, Soil & Sound - kinds, sources, quality parameters, effect on plants and ecosystem. Climate change: Green house gases(CO <sub>2</sub> , CH <sub>4</sub> , N <sub>2</sub> O, CFCs) sources, trends and role. ozone layer and ozone hole, consequences of climate changes, (CO <sub>2</sub> fertilization, global warming, sea level rise, UV radiation).	11	
Keywords	Ecological Factors community and continuum ecosystem ,Phytogeographical ,climate changes		
Signature of Convener & Members (CBoS) :			
1.		6.	
2.		7.	
3.		8.	
4.		9.	
5.		10.	

Ecological factors & Management  
Ecosystem organisation

## PART-C: Learning Resources

### Text Books, Reference Books and Others

#### Text Books Recommended –

1. Brady, N. C. (1990) The Nature and Properties of Soil Macmillan, Sydney, Australia.
2. Begon, M; Harper, J. L. And Townsend, C. R. (1996) Ecology. Blackwell Science, Cambridge, USA
3. Chapman, J. L. and Raiss, M. J. (1988) Ecology: Principles and Applications. Cambridge Univ. Press, Cambridge, U.K.
4. Kumar, H. D. (1986) Modern Concept of Ecology, Vikas Publishing House Private Ltd., New Delhi.

#### Reference books:

1. Hill, M. K. (1997) Understanding Environmental Pollution. Cambridge Univ. Press, Cambridge, U. K.
2. Odum, E. P. (1971) Fundamentals of Ecology. Saunders, Philidelphia.
3. Odum, E. P. (1983) Basic Ecology. Saunders, Philasephia

#### Online Resources–

- e-Resources / e-learning portals
- [www.swayam.ac.in](http://www.swayam.ac.in)
- [www.ignou.ac.in](http://www.ignou.ac.in)
- [www.egyankosh.ac.in](http://www.egyankosh.ac.in)
- [www.iitm.ac.in](http://www.iitm.ac.in)
- [www.eskillindia.org](http://www.eskillindia.org)
- [www.eshiksha.mp.gov.in](http://www.eshiksha.mp.gov.in)
- [www.vlab.co.in](http://www.vlab.co.in)
- [www.internshala.com](http://www.internshala.com)
- [www.ndl.iitkgp.ac.in](http://www.ndl.iitkgp.ac.in)

#### Online Resources–

- e-Resources / e-books and e-learning portals
- <https://courses.lumenlearning.com/wm-biology2/chapter/community-structure-and-dynamics/>
- <https://education.nationalgeographic.org/resource/ecosystem/>
- <https://www.embibe.com/exams/ecological-factors/>
- [https://www.sciencedirect.com/topics/earth-and-planetary-sciences/environmental-pollution#:~:text=Environmental%20pollution%20is%20unwarranted%20disposal,both%20quantitatively%20and%20qualitatively%20\(Hussain%2C](https://www.sciencedirect.com/topics/earth-and-planetary-sciences/environmental-pollution#:~:text=Environmental%20pollution%20is%20unwarranted%20disposal,both%20quantitatively%20and%20qualitatively%20(Hussain%2C)
- [https://onlinecourses.nptel.ac.in/noc24\\_ce03/preview](https://onlinecourses.nptel.ac.in/noc24_ce03/preview)
- [https://onlinecourses.swayam2.ac.in/nou24\\_ge10/preview](https://onlinecourses.swayam2.ac.in/nou24_ge10/preview)

## PART -D: Assessment and Evaluation

### Suggested Continuous Evaluation Methods:

Maximum Marks: 100 Marks

Continuous Internal Assessment (CIA): 30 Marks

End Semester Exam (ESE): 70 Marks

Continuous Internal Assessment (CIA): 30 (By Course Teacher)	Internal Test / Quiz-(2): 20 +20	Better marks out of the two Test / Quiz + obtained marks in Assignment shall be considered against 30 Marks
	Assignment / Seminar - 10 Total Marks - 30	
End Semester Exam (ESE): 70	Two section – A & B Section A: Q1. Objective – 10 x1= 10 Mark; Q2. Short answer type- 5x4 =20 Marks Section B: Descriptive answer type qts., 1out of 2 from each unit-4x10=40 Marks	

Name and Signature of Convener & Members of CBoS:

① Rajiv  
② Ravi  
③ Arjun  
④ Arjun  
⑤ Arjun  
⑥ Arjun  
⑦ Arjun  
⑧ Arjun  
⑨ Arjun  
⑩ Arjun

**FOUR YEAR UNDERGRADUATE PROGRAM (2024 – 28)**

**DEPARTMENT OF BOTANY**

**COURSE CURRICULUM**

<b>PART- A: Introduction</b>			
Program: Bachelor in Life Sciences (Honors)		Semester - VII	Session: 2024-2025
1	Course Code	<b>BOSC-07</b>	
2	Course Title	<b>Lab. Course – 07 (Ecology and Phytogeography)</b>	
3	Course Type	<b>Laboratory course</b>	
4	Pre-requisite (if, any)	<b>As per program</b>	
5	Course Learning Outcomes (CLO)	<ul style="list-style-type: none"> <li>➤ Students will be able to determine frequency, abundance and density of any area.</li> <li>➤ Learn community relationships of plants.</li> <li>➤ Understand IVI and biomass.</li> <li>➤ Can determine diversity indices.</li> <li>➤ Biodiversity of different ecosystems</li> <li>➤ Interaction among different community</li> <li>➤ Pollution and its effect</li> </ul>	
6	Credit Value	<b>1 Credits</b>	<i>Credit =30 Hours Laboratory or Field learning/Training</i>
7	Total Marks	<b>Max. Marks: 50</b>	<b>Min Passing Marks: 20</b>
<b>PART -B: Content of the Course</b>			
<b>Total No. of learning-Training/performance Periods: 30 Periods (30 Hours)</b>			
Module	Topics (Course contents)		No. of Period
Lab./Field Training/ Experiment Contents of Course	<ol style="list-style-type: none"> <li>1. to determine minimum size and number of quadrates required for reliable estimate of biomass in grass land ecosystem.</li> <li>2. To study the frequency, abundance and density of plants in the local ecosystem by quadrat method.</li> <li>3. To determine gross and net productivity by light and dark bottle method.</li> <li>4. To determine soil moisture content, porosity and bulk density of soil collected from different locations.</li> <li>5. To determine the water holding capacity of various soils.</li> <li>6. To determine the basal cover, or vegetational cover of one herbaceous community by quadrat method.</li> <li>7. To determine IVI of the grass land.</li> <li>8. To measure the above-ground plant biomass in a grassland.</li> <li>9. To determine diversity indices (richness, Simpson, Shannon-Wiener) in grazed and protected grassland.</li> <li>10. Experiment on Physico-Chemical Analysis of Water (pH, Temperature, etc.</li> <li>11. To determine transparency or turbidity of different water bodies.</li> <li>12. To measure the amount of dissolved oxygen in pond water.</li> <li>13. To determine the total dissolved solids (TDS) in water</li> <li>14. To measure the amount of BOD in different types of water.</li> <li>15. Ombrothermic diagram of your locality.</li> </ol>		<b>30</b>
Keywords	<b>Quadrat, Productivity, Turbidity, TDS.</b>		
<b>Signature of Convener &amp; Members (CBoS) :</b>			

① R. Rao  
 ② K. S. Rao  
 ③ M. S. Rao  
 ④ M. S. Rao  
 ⑤ M. S. Rao  
 ⑥ M. S. Rao  
 ⑦ K. S. Rao  
 ⑧ K. S. Rao  
 ⑨ M. S. Rao  
 ⑩ M. S. Rao

## PART-C: Learning Resources

### Text Books, Reference Books and Others

#### Text Books Recommended –

1. Bendre and Kumar, 2018. A text book of botany practical , Vol-2
2. Raj Mandeep, 2022. Principles of ecology .
3. Rao K S, 1993 Practical Ecology
4. Ashok K. Rathoure Bioremediation: Current Research and Applications .

#### Text Books Recommended –

1. Penny A. Cook, James R. Bell , C. Philip Wheeler , 2011. Practical Field Ecology: A Project Guide
2. D. D. Gilbertson , M. Kent , F. B. Pyatt, 1985. Practical Ecology for Geography and Biology
3. Masood, A.A. A text book of botany practical , Edn.-5
4. Gaurav Saxena Vineet Kumar and Maulin P. Shah . Bioremediation for Environmental Sustainability: Toxicity, Mechanisms of Contaminants Degradation, Detoxification and Challenges .

#### Online Resources–

- e-Resources / e-books and e-learning portals
- [www.swayam.ac.in](http://www.swayam.ac.in)
- [www.ignou.ac.in](http://www.ignou.ac.in)
- [www.egyankosh.ac.in](http://www.egyankosh.ac.in)
- [www.iitm.ac.in](http://www.iitm.ac.in)
- [www.eskillindia.org](http://www.eskillindia.org)
- [www.eshiksha.mp.gov.in](http://www.eshiksha.mp.gov.in)
- [www.vlab.co.in](http://www.vlab.co.in)
- [www.internshala.com](http://www.internshala.com)
- [www.ndl.iitkgp.ac.in](http://www.ndl.iitkgp.ac.in)

#### Online Resources–

- e-Resources / e-books and e-learning portals

- <https://ecologicalprocesses.springeropen.com/articles/10.1186/s13717-022-00401-0>
- <https://www.internationalscholarsjournals.com/articles/applied-ecology-and-its-economical-applications-88784.html>
- <https://link.springer.com/book/10.1007/978-981-15-3372-3>
- <https://www.jstor.org/stable/2405009>
- <https://en.wikipedia.org/wiki/Bioremediation>
- <https://www.sciencedirect.com/topics/earth-and-planetary-sciences/bioremediation>
- <https://www.ncbi.nlm.nih.gov/pmc/articles/PMC5026719/>
- <https://www.ysi.com/parameters/turbidity>
- [https://www.davidzeleny.net/wiki/doku.php/vegsurvey:materials:how\\_to\\_calculate\\_ivi](https://www.davidzeleny.net/wiki/doku.php/vegsurvey:materials:how_to_calculate_ivi)

## PART -D: Assessment and Evaluation

### Suggested Continuous Evaluation Methods:

Maximum Marks: 50 Marks

Continuous Internal Assessment (CIA): 15 Marks

End Semester Exam (ESE): 35 Marks

Continuous Internal Assessment (CIA): 15 (By Course Teacher)

Internal Test / Quiz-(2): 10 & 10  
Assignment/Seminar + Attendance - 05  
Total Marks - 15

Better marks out of the two Test / Quiz + obtained marks in Assignment shall be considered against 15 Marks

End Semester Exam (ESE): 35

Laboratory / Field Skill Performance: On spot Assessment  
A. Performed the Task based on lab. work - 20 Marks  
B. Spotting based on tools & technology (written) – 10 Marks  
C. Viva-voce (based on principle/technology) - 05 Marks

Managed by Course teacher as per lab. status

Name and Signature of Convener & Members of CBoS:

① R. S. Rao  
② Mandeep  
③ Anshu  
④ K. S. Rao  
⑤ Anshu  
⑥ [Signature]  
⑦ [Signature]  
⑧ [Signature]  
⑨ [Signature]  
⑩ [Signature]

**FOUR YEAR UNDERGRADUATE PROGRAM (2024 – 28)**  
**DEPARTMENT OF BOTANY**  
**COURSE CURRICULUM**

<b>PART- A: Introduction</b>			
<b>Program: Bachelor in Life Sciences</b> <i>(Honors)</i>		<b>Semester - VIII</b>	<b>Session: 2024-2025</b>
1	Course Code	<b>BOSC –VIII T</b>	
2	Course Title	<b>Molecular biology and Biostatistics</b>	
3	Course Type	<b>Discipline Specific course (DSC)</b>	
4	Pre-requisite (if, any)	<i>As per program</i>	
5	Course Learning Outcomes (CLO)	<ul style="list-style-type: none"> <li>➤ Students should know about cellular and gene regulation to understand genomic functions</li> <li>➤ Understand the concept of ‘one gene one enzyme hypothesis’ along with the molecular mechanism of mutation</li> <li>➤ Students will be familiar with the genetic material DNA structure its role and defects and repairing</li> <li>➤ Students will be familiar with the RNA structure its role</li> <li>➤ Students will be familiar with data handling.</li> </ul>	
6	Credit Value	<b>3 Credits</b>	<i>Credit = 15 Hours - learning &amp; Observation</i>
7	Total Marks	Max. Marks: 100	Min Passing Marks: 40
<b>PART -B: Content of the Course</b>			
<b>Total No. of Teaching–learning Periods (01 Hr. per period) - 45 Periods (45 Hours)</b>			
Unit	Topics (Course contents)	No. of Period	
<b>I</b>	<b>Nucleic acids:</b> Carriers of genetic information. Introduction, DNA as the carrier of genetic information (Griffith’s, McLeod & McCarty experiment). The Structures of DNA and RNA / Genetic Material DNA Structure: Watson and Crick model, Salient features of double helix, Organization of DNA Prokaryotes, Viruses, Eukaryotes. Types- A-DNA, B-DNA C- DNA Z- DNA RNA Structure –mRNA, tRNA and rRNA Organelle DNA -- mitochondria and chloroplast DNA. The replication of DNA Chemistry of DNA synthesis General principles – bidirectional, semiconservative and semi discontinuous replication Enzymes involved in DNA replication.	<b>12</b>	
<b>II</b>	<b>Mutation and DNA repair</b> Structural and numerical changes in the chromosomes- chromosomal aberration- duplication, deletion, inversion, translocation, gene mutation- transition and transversion, polyploidy- euploidy and aneuploidy., DNA damage and repair	<b>11</b>	
<b>III</b>	<b>Protein synthesis and gene regulation</b> Genetic code Genetic code (deciphering and salient features) Transcription Concept of central dogma, Transcription in prokaryotes and eukaryotes. Principles of transcriptional regulation; Prokaryotes: Regulation of lactose metabolism and tryptophan synthesis in E.coli. Gene silencing. Processing and modification of RNA Split genes-concept of introns and exons, removal of introns, spliceosome machinery, splicing pathways, group I and group II intron splicing, alternative splicing eukaryotic mRNA processing (5’ cap, 3’ polyA tail). Translation Ribosome structure and assembly, mRNA; aminoacyl tRNA synthetases; Various steps in protein synthesis, proteins involved in initiation, elongation and termination of polypeptides; Fidelity of translation; Inhibitors of protein synthesis; Post-translational modifications of proteins.	<b>11</b>	
<b>IV</b>	<b>Biostatistics :</b> Graph, central tendency (Mean, median and mode) Standard Deviation, Standard error Chi square test, regression, degree of freedom	<b>11</b>	
<i>Keywords</i>	<i>DNA, RNA, protein synthesis, gene regulation, central tendency</i>		
<b>Signature of Convener &amp; Members (CBoS) :</b>			

1. R. Bhowar  
 2. Kumar  
 3. Mishra  
 4. [Signature]  
 5. [Signature]

6. [Signature]  
 7. [Signature]  
 8. [Signature]  
 9. [Signature]  
 10. [Signature]

## PART-C: Learning Resources

### Text Books, Reference Books and Others

#### Text Books Recommended –

1. Watson J.D., Baker, T.A., Bell, S.P., Gann, A., Levine, M., Losick, R. (2007). Molecular Biology of the Gene, Pearson Benjamin Cummings, CSHL Press, New York, U.S.A. 6th edition.
2. Snustad, D.P. and Simmons, M.J. (2010). Principles of Genetics. John Wiley and Sons Inc., U.S.A. 5th ed.
3. Snustad, D.P. and Simmons, M.J. (2010). Principles of Genetics. John Wiley and Sons, U.K. 5th edition.
4. Sharma A.K. 2005. Text Book Of Biostatistics I, Discovery Publishing House.
5. Annadurai, B. 2007. Text Book of Biostatistics. New Age International.
6. Gurumani, N. 2010. An Introduction to Biostatistics (2nd Edn). MJP Publishers.

#### Reference books:

1. Klug, W.S., Cummings, M.R., Spencer, C.A. (2009). Concepts of Genetics. Benjamin Cummings. U.S.A. 9th edition.
2. Russell, P. J. (2010). i-Genetics- A Molecular Approach. Benjamin Cummings, U.S.A. 3rd edition.
3. Griffiths, A.J.F., Wessler, S.R., Carroll, S.B., Doebley, J. (2010). Introduction to Genetic Analysis. 6. W. H. Freeman and Co., U.S.A. 10th edition.
4. Glick, B.R., Pasternak, J.J. (2003). Molecular Biotechnology- Principles and Applications of recombinant DNA. ASM Press, Washington.

#### Online Resources–

- e-Resources / e-learning portals
- [www.swayam.ac.in](http://www.swayam.ac.in)
- [www.ignou.ac.in](http://www.ignou.ac.in)
- [www.egyankosh.ac.in](http://www.egyankosh.ac.in)
- [www.iitm.ac.in](http://www.iitm.ac.in)
- [www.eskillindia.org](http://www.eskillindia.org)
- [www.eshiksha.mp.gov.in](http://www.eshiksha.mp.gov.in)
- [www.vlab.co.in](http://www.vlab.co.in)
- [www.internshala.com](http://www.internshala.com)
- [www.ndl.iitkgp.ac.in](http://www.ndl.iitkgp.ac.in)

#### Online Resources–

- e-Resources / e-books and e-learning portals
- <https://www.springer.com/gp/book/9789811391767>
- <https://www.springer.com/gp/book/9789811550720>
- [https://www.asct.com/ASCTWeb/Content/Cytopreparation\\_Online\\_Course.aspx](https://www.asct.com/ASCTWeb/Content/Cytopreparation_Online_Course.aspx)
- <https://www.mooc-list.com/tags/genetics>
- <https://www.coursera.org/learn/genetics-evolution>
- <https://www.my-mooc.com/en/mooc/introduction-to-genetics-and-evolution/>

## PART -D: Assessment and Evaluation

### Suggested Continuous Evaluation Methods:

Maximum Marks: 100 Marks

Continuous Internal Assessment (CIA): 30 Marks

End Semester Exam (ESE): 70 Marks

Continuous Internal Assessment (CIA): 30 (By Course Teacher)	Internal Test / Quiz-(2): 20 +20	Better marks out of the two Test / Quiz + obtained marks in Assignment shall be considered against 30 Marks
	Assignment / Seminar - 10	
	Total Marks - 30	

End Semester Exam (ESE): 70	Two section – A & B Section A: Q1. Objective – 10 x1= 10 Mark; Q2. Short answer type- 5x4 =20 Marks Section B: Descriptive answer type qts., 1out of 2 from each unit-4x10=40 Marks
-----------------------------	---

Name and Signature of Convener & Members of CBoS:

① R. Roy  
② Anand  
③ Anil Kumar  
④ M. S. Reddy  
⑤ Anand  
⑥ Anand  
⑦ Anand  
⑧ Anand  
⑨ Anand  
⑩ Anand

**FOUR YEAR UNDERGRADUATE PROGRAM (2024 – 28)**

**DEPARTMENT OF BOTANY  
COURSE CURRICULUM**

<b>PART- A: Introduction</b>			
Program: Bachelor in Life Sciences (Honors)		Semester - VIII	Session: 2024-2025
1	Course Code	BOSC -08	
2	Course Title	Lab. Course-08 (Molecular biology and Biostatistics)	
3	Course Type	Laboratory course	
4	Pre-requisite (if, any)	As per program	
5	Course Learning Outcomes (CLO)	After the completion of the course the students will be able to: <ul style="list-style-type: none"> <li>➤ Isolate DNA from plant cell and <i>E.Coli</i>.</li> <li>➤ Learn chimera formation in various plants.</li> <li>➤ Understand the functioning and application of spectrophotometer.</li> <li>➤ Understand the interpretation of data with the help of statistical data.</li> </ul>	
6	Credit Value	1 Credits	Credit =30 Hours Laboratory or Field learning/Training
7	Total Marks	Max. Marks: 50	Min Passing Marks: 20
<b>PART -B: Content of the Course</b>			
Total No. of learning-Training/performance Periods: 30 Periods (30 Hours)			
Module	Topics (Course contents)		No. of Period
Lab./Field Training/ Experiment Contents of Course	<ul style="list-style-type: none"> <li>➤ Isolation of DNA from plant cells.</li> <li>➤ Quantitative measurement of DNA by Spectrophotometric method.</li> <li>➤ Feulgen or hydrolytic staining of DNA.</li> <li>➤ Chimera formation in Bougainvillea and other ornamental and other different plants.</li> <li>➤ Isolation of plasmid DNA from <i>E. coli</i>.</li> <li>➤ Isolation of <i>Rhizobium</i> from root nodules of leguminous plants.</li> <li>➤ Isolation of <i>Agrobacterium tumifaciens</i> from tumours of dicot plants.</li> <li>➤ Preparation of LB medium and raising E. Coli.</li> <li>➤ DNA estimation by diphenylamine reagent/UV Spectrophotometry.</li> <li>➤ Analysis of statistical data: Statistical tables, Central tendency - mean mode, median, standard deviation and standard error (using seedling population /leaflet size etc).</li> <li>➤ Calculation of correlation coefficient values and finding out the probability.</li> <li>➤ Computer application in biostatistics - MS Excel and SPSS</li> </ul>		<b>30</b>
Keywords	Spectrophotometer, Plasmid, colchicine, E.Coli, Central tendencies.		
Signature of Convener & Members (CBoS) :			

- ① R. Divya
- ② Leena
- ③ Madhu
- ④ M. S.
- ⑤ A. S.
- ⑥ S.
- ⑦ R.
- ⑧ Amey
- ⑨ A. S.
- ⑩ M. S.

## PART-C: Learning Resources

### Text Books, Reference Books and Others

#### Text Books Recommended –

1. . Raghvan, V. (1997) Molecular Biology of Flowering Plants. Cambridge Univ. Press, New York, USA.
2. Biotechnology by B.D. Singh
3. Biotechnology by R.S.Singh
4. Practical Biotechnology: Principles and Protocols by Swagat Kumar Das Hrudayanath Thatoi, Supriya Dash.

#### Reference Books Recommended –

1. Zar, J.H. (2012). *Biostatistical Analysis*. Pearson Publication. U.S.A. 4th edition.
2. Brown, T. A. (1999) Genomes. John Willey and Sons Asia Pvt. Ltd., Singapore.
3. Callow, J. A. Ford-Loyd, B. V. and Newbury, H. J. (1997) Biotechnology and Genetic Resources: Conservation and Use. Cab International, Oxon, UK.
4. Glazer, A. N. and Nikaido, H. (1995) Microbial Biotechnology. Freeman and Company, New York, USA.
5. Hennery, R. J. (1997) Practical Applications of Plant Molecular Biology. Chapman and Hall, London UK.
6. Jolles, O. And Jornvali, H. (2000) Proteomics in Functional Genomics. Birkhauser Verlag, Basel, Switzerland.
7. Old, R. W. Primerose, S. B. (1989) Principles of Gene Manipulation. Blackwell Scientific Publications, Oxford UK.
8. Primrose, S. B. (1995) Principles of Genome Analysis, Blackwell Scientific Publications, Oxford, UK

#### Online Resources–

- e-Resources / e-books and e-learning portals
- [www.swayam.ac.in](http://www.swayam.ac.in)
- [www.ignou.ac.in](http://www.ignou.ac.in)
- [www.egyankosh.ac.in](http://www.egyankosh.ac.in)
- [www.iitm.ac.in](http://www.iitm.ac.in)
- [www.eskillindia.org](http://www.eskillindia.org)
- [www.eshiksha.mp.gov.in](http://www.eshiksha.mp.gov.in)
- [www.vlab.co.in](http://www.vlab.co.in)
- [www.internshala.com](http://www.internshala.com)
- [www.ndl.iitkgp.ac.in](http://www.ndl.iitkgp.ac.in)

#### Online Resources–

- e-Resources / e-books and e-learning portals
- <https://www.ncbi.nlm.nih.gov/pmc/articles/PMC4890884/>
- [https://www.k-state.edu/wgrc/electronic\\_lab/feul\\_stain\\_prot.html](https://www.k-state.edu/wgrc/electronic_lab/feul_stain_prot.html)
- [https://www.westga.edu/academics/research/vrc/assets/docs/spss\\_basics.pdf](https://www.westga.edu/academics/research/vrc/assets/docs/spss_basics.pdf)
- <https://www.analyticsvidhya.com/blog/2021/11/a-comprehensive-guide-on-microsoft-excel-for-data-analysis/>
- <https://handelsmanlab.discovery.wisc.edu/wp-content/uploads/2018/01/Arapidmethod1989.pdf>
- <https://byjus.com/maths/central-tendency/>

## PART -D: Assessment and Evaluation

### Suggested Continuous Evaluation Methods:

Maximum Marks: 50 Marks

Continuous Internal Assessment (CIA): 15 Marks

End Semester Exam (ESE): 35 Marks

Continuous Internal Assessment (CIA): 15 (By Course Teacher)	Internal Test / Quiz-(2): 10 & 10	Better marks out of the two Test / Quiz + obtained marks in Assignment shall be considered against 15 Marks
	Assignment/Seminar +Attendance - 05 Total Marks - 15	
End Semester Exam (ESE):35	Laboratory / Field Skill Performance: On spot Assessment	Managed by Course teacher as per lab. status
	A. Performed the Task based on lab. work - 20 Marks	
	B. Spotting based on tools & technology (written) – 10 Marks C. Viva-voce (based on principle/technology) - 05 Marks	

Name and Signature of Convener & Members of CBoS:

① Bhowan  
② Mund  
③ Mellin  
④ K  
⑤  
⑥  
⑦ K  
⑧ G  
⑨ K  
⑩ V

**FOUR YEAR UNDERGRADUATE PROGRAM (NEP-2020)**

**Program: Bachelor in Life Science (2024 -28)**

**DISCIPLINE – BOTANY**

**Session – 2024 -25**

DSC -01 to 08		DSE -01 to 12	
Code	Title	Code	Title
BOSC -01T	<i>Elementary Botany</i>	BOSE -01T	<i>Natural resources and management</i>
BOSC -01P	<i>Lab. Course -01 (Elementary Botany)</i>	BOSE -01P	<i>Lab. Course -01 (Natural resources and management)</i>
BOSC -02T	<i>Microbes and Thallophyta</i>	BOSE -02T	<i>Microbiology and Phytopathology</i>
BOSC -02P	<i>Lab. Course -02 (Microbes and Thallophyta)</i>	BOSE -02P	<i>Lab. Course -02 (Microbiology and Phytopathology)</i>
BOSC -03T	<i>Archegoniate and Fossils</i>	BOSE -03T	<i>Phytopaleontology and Evolutionary Botany</i>
BOSC -03P	<i>Lab. Course-03 (Archegoniate and Fossils)</i>	BOSE -03P	<i>Lab. Course -03 (Phytopaleontology and Evolutionary Botany)</i>
BOSC -04T	<i>Angiosperms</i>	BOSE -04T	<i>Ethnobotany and Medicinal plants</i>
BOSC -04P	<i>Lab. Course - 04 (Angiosperms)</i>	BOSE -04P	<i>Lab. Course-04 (Ethnobotany &amp; Medicinal plants)</i>
BOSC -05T	<i>Cytology and Genetics</i>	BOSE -05T	<i>Biosystematics and Biodiversity</i>
BOSC -05P	<i>Lab. Course -05 (Cytology and Genetics)</i>	BOSE -05P	<i>Lab. Course -05 (Biosystematics and Biodiversity)</i>
BOSC -06T	<i>Plant Physiology and Economic Botany</i>	BOSE -06T	<i>Plant breeding and Seed technology</i>
BOSC -06P	<i>Lab. Course -06 (Plant Physiology and Economic Botany)</i>	BOSE -06P	<i>Lab. Course -06 (Plant breeding and Seed technology)</i>
BOSC -07T	<i>Ecology and Phytogeography</i>	BOSE -07T	<i>Instrumentation and biochemical technology</i>
BOSC -07P	<i>Lab. Course -07 (Ecology and Phytogeography)</i>	BOSE -07P	<i>Lab. Course -07 (Instrumentation and biochemical technology)</i>
BOSC -08T	<i>Molecular biology and Biostatistics</i>	BOSE -08T	<i>Growth and Stress Physiology</i>
BOSC -08P	<i>Lab. Course-08 (Molecular biology and Biostatistics)</i>	BOSE -08P	<i>Lab. Course -08 (Growth and Stress Physiology)</i>
		BOSE -09T	<i>Plant biotechnology and crop improvement</i>
		BOSE -09P	<i>Lab. Course -09 (Plant biotechnology and crop improvement)</i>
		BOSE -10T	<i>Applied Botany and Intellectual property right (IPR)</i>
		BOSE -10P	<i>Lab. Course -10 (Applied Botany and IPR)</i>
		BOSE -11T	<i>Biochemistry and Enzymology</i>
		BOSE -11P	<i>Lab. Course -11 (Biochemistry and Enzymology)</i>
		BOSE -12T	<i>Bioinformatics and Gene Technology</i>
		BOSE -12P	<i>Lab. Course-12 (Bioinformatics &amp; Gene Technology)</i>
GE -01 & 02		VAC	
BOGE -01T	<i>Elementary Botany</i>	BOVAC-01	<i>Herbal Plant &amp; Human Health</i>
BOGE -01P	<i>Lab. Course -01 (Elementary Botany)</i>		<b>SEC</b>
BOGE -02T	<i>Microbes and Thallophyta</i>	BOSEC-01	<i>Gardening and Floriculture</i>
BOGE -02P	<i>Lab. Course -02 (Microbes and Thallophyta)</i>		

**Program Outcomes (PO):**

1. Demonstrate and apply the fundamental knowledge of the basic principles of major fields of biology
2. Apply knowledge to solve the issues related to plant sciences with the help of computer technology
3. Apply knowledge for conservation of endemic and endangered plant species

**Program Specific Outcomes (PSO):**

1. Collaborate effectively on team-oriented projects in the field of life sciences.
2. Communicate scientific information in a clear and concise manner both orally and in writing
3. Explain Biodiversity, climate change and plant pathology.
4. Apply Biotechnology, Ecology, Genetics and Plant breeding techniques in plant sciences
5. Apply knowledge of Medicinal and Economic botany in day to day life.
6. Apply the knowledge to develop the sustainable and eco-friendly technology.

① Rishwas  
 ② Kundes  
 ③ Mr. [Signature]  
 ④ [Signature]  
 ⑤ [Signature]

⑥ [Signature]  
 ⑦ Mallik  
 ⑧ [Signature]  
 ⑨ [Signature]  
 ⑩ [Signature]

**FOUR YEAR UNDERGRADUATE PROGRAM (2024 – 28)**

**DEPARTMENT OF BOTANY  
COURSE CURRICULUM**

<b>PART- A: Introduction</b>			
Program: Bachelor in Life Science (Diploma / Degree/Honors)		Semester - III	Session: 2024-2025
1	Course Code	BOSE- 01 T	
2	Course Title	Natural resources and management	
3	Course Type	Discipline specific Elective (DSE)	
4	Pre-requisite (if, any)	As per program	
5	Course Learning Outcomes (CLO)	At the end of this course, the students will be able to > Understand natural resources and their sustainable utilization. > Knowledge on land, water, energy, and forest resources. > Students will learn about the practices of natural resource management. > Knowledge on the international and national efforts of natural resource management.	
6	Credit Value	3 Credits	Credit = 15 Hours - learning & Observation
7	Total Marks	Max. Marks: 100	Min Passing Marks: 40
<b>PART -B: Content of the Course</b>			
Total No. of Teaching-learning Periods (01 Hr. per period) - 45 Periods (45 Hours)			
Unit	Topics (Course contents)		No. of Period
I	<b>Natural resources</b> > Definition and types. > Natural resources' conservation Role of an individual in conservation of natural resources, Significance, > Sustainable utilization of resources' : Concept, approaches economic, ecological, and socio-cultural activities.		12
II	<b>Land and freshwater resources</b> > Land as a resource > Soil erosion and desertification > Soil degradation and management. > Forest resources use and over exploitation, deforestation > Water resources, use and overutilization of surface and ground water > Fresh Marine and estuarine ecosystems; > Wetlands threats and management strategies		11
III	<b>Biological Resources</b> > Biodiversity-definition and types > Value of biodiversity > Biodiversity at global, national an regional levels > Threats; Management strategies; > Bioprospecting. IPR; CBD; National Biodiversity Action Plan). > Forests: Cover and its significance (with special reference to India); > Major and minor Forest products; > Renewable and non-renewable sources of energy.		11
IV	<b>Contemporary practices in resource management</b> > National and international efforts in resource management and conservation. > Waste management practices > Natural resource Accounting > Environmental impact assesement EIA > Geographical information System GIS > Participatory Appraisal of naturl Resource > Ecological Footprint with emphasis on carbon footprint,		11
Keywords	Resources, Biodiversity, Resources management, IPR, CBD.		

① P. Sivas  
 ② R. Sivas  
 ③ M. Sivas  
 ④ S. Sivas  
 ⑤ S. Sivas  
 ⑥ S. Sivas

⑦ S. Sivas  
 ⑧ S. Sivas  
 ⑨ S. Sivas  
 ⑩ S. Sivas

## PART-C: Learning Resources

### Text Books, Reference Books and Others

#### Text Books Recommended –

1. Vasudevan, N. (2006). Essentials of Environmental Science. Narosa Publishing House, New Delhi.
2. Singh, J. S., Singh, S.P. and Gupta, S. (2006). Ecology, Environment and Resource Conservation. Anamaya Publications, New Delhi.

#### Reference Books Recommended –

- 1, Rogers, P.P., Jalal, K.F. and Boyd, J.A. (2008). An Introduction to Sustainable Development. Prentice Hall of India Private Limited, New Delhi.

#### Online Resources–

- e-Resources / e-books and e-learning portals
- <https://www.sciencedirect.com/topics/social-sciences/natural-resource>
- <https://efaidnbmnnnibpcajpcglefindmkaj/https://egyankosh.ac.in/bitstream/123456789/66166/2/Unit4.pdf>
- [https://efaidnbmnnnibpcajpcglefindmkaj/https://www.ers.usda.gov/webdocs/publications/41964/30289\\_biological.pdf?v=0#:~:text=16-.What%20Are%20Biological%20Resources%3F,forests%2C%20and%20other%20natural%20lands.](https://efaidnbmnnnibpcajpcglefindmkaj/https://www.ers.usda.gov/webdocs/publications/41964/30289_biological.pdf?v=0#:~:text=16-.What%20Are%20Biological%20Resources%3F,forests%2C%20and%20other%20natural%20lands.)
- <http://surl.li/spcdd>
- <https://shorturl.at/ewyIP>
- <https://shorturl.at/cimoF>

#### Online Resources–

- e-Resources / e-books and e-learning portals
- [www.swayam.ac.in](http://www.swayam.ac.in)
- [www.ignou.ac.in](http://www.ignou.ac.in)
- [www.egyankosh.ac.in](http://www.egyankosh.ac.in)
- [www.iitm.ac.in](http://www.iitm.ac.in)
- [www.eskillindia.org](http://www.eskillindia.org)
- [www.eshiksha.mp.gov.in](http://www.eshiksha.mp.gov.in)
- [www.vlab.co.in](http://www.vlab.co.in)
- [www.internshala.com](http://www.internshala.com)
- [www.ndl.iitkgp.ac.in](http://www.ndl.iitkgp.ac.in)

## PART -D: Assessment and Evaluation

### Suggested Continuous Evaluation Methods:

Maximum Marks: 100 Marks

Continuous Internal Assessment (CIA): 30 Marks

End Semester Exam (ESE): 70 Marks

Continuous Internal Assessment (CIA): 30 (By Course Teacher)	Internal Test / Quiz-(2): 20 +20	Better marks out of the two Test / Quiz + obtained marks in Assignment shall be considered against 30 Marks
	Assignment / Seminar - 10	
	Total Marks - 30	
End Semester Exam (ESE): 70	Two section – A & B Section A: Q1. Objective – 10 x1= 10 Mark; Q2. Short answer type- 5x4 =20 Marks Section B: Descriptive answer type qts., 1out of 2 from each unit-4x10=40 Marks	

### Name and Signature of Convener & Members of CBOS:

① *Ramesh*  
② *Ramesh*  
③ *Ramesh*  
④ *Ramesh*  
⑤ *Ramesh*  
⑥ *Ramesh*  
⑦ *Ramesh*  
⑧ *Ramesh*  
⑨ *Ramesh*  
⑩ *Ramesh*

# FOUR YEAR UNDERGRADUATE PROGRAM (2024 – 28)

## DEPARTMENT OF BOTANY

### COURSE CURRICULUM

<b>PART- A: Introduction</b>			
Program: Bachelor in Life Science <i>(Diploma / Degree/ Honors)</i>		Semester - III .	Session: 2024-2025
1	Course Code	BOSE -01 P	
2	Course Title	Lab course -01 (Natural resources and management)	
3	Course Type	Laboratory course	
4	Pre-requisite (if, any)	As per program	
5	Course Learning Outcomes (CLO)	<p style="text-align: center;"><i>at the end of then of the sesn</i></p> <ul style="list-style-type: none"> <li>○ To understand natural resources and their sustainable utilization.</li> <li>○ Acquire knowledge on land, water, energy, and forest resources.</li> <li>○ Students will learn about the practices of natural resource management.</li> <li>○ Acquire knowledge on the international and national efforts of natural resource management.</li> </ul>	
6	Credit Value	1 Credits	Credit =30 Hours Laboratory or Field learning/Training
7	Total Marks	Max. Marks: 50	Min Passing Marks: 20
<b>PART -B: Content of the Course</b>			
Total No. of learning-Training/performance Periods: 30 Periods (30 Hours)			
Module	Topics (Course contents)		No. of Period
Lab./Field Training/ Experiment Contents of Course	<ol style="list-style-type: none"> <li>1) To compare protected and unprotected grassland stands using community coefficients</li> <li>2) To estimate IVI of the species in a woodland using point centered quarter method.</li> <li>3) To find out important grassland species using chi square test.</li> <li>4) Scientific visits to a protected area, a wet land, a mangrove, NBPGR, BSI, CSIR, ICAR labs and a recognized botanical gardens or a museum.</li> <li>5) To determine diversity indices (Shannon Wiener, concentration of dominance, species richness, equability and B diversity.</li> <li>6) Field survey of a part of town or city to make the students aware of the diversity of plants in urban ecosystems.</li> <li>7) Estimation of solid waste generated by a domestic system (biodegradable and non biodegradable) and its impact on land degradation.</li> <li>8) Collection of data on forest covers of specific area.</li> <li>9) Measurement of dominance of woody species by DBH (diameter at breast height) method.</li> <li>10) Calculation and analysis of ecological footprint.</li> <li>11) Ecological modeling.</li> </ol>		30
Keywords	Community coefficient, IVI, diversity indices		

**Signature of Convener & Members (CBoS) :**

<p>① <i>Spicer</i></p> <p>② <i>Beards</i></p> <p>③ <i>Mz</i></p> <p>④ <i>[Signature]</i></p> <p>⑤ <i>[Signature]</i></p> <p>⑥ <i>[Signature]</i></p>	<p>⑦ <i>[Signature]</i></p> <p>⑧ <i>[Signature]</i></p> <p>⑨ <i>[Signature]</i></p> <p>⑩ <i>[Signature]</i></p>
--	---

## PART-C: Learning Resources

Text Books, Reference Books and Others

*Text Books Recommended –*

1. A Handbook of Human Resource Management Practice
2. Environmental and Natural Resource Economics\_ A Contemporary Approach
3. Sustainable Management of Natural Resources\_ Mathematical Models and Methods (Environmental Science and Engineering Environmental Science)

Online Resources–

➤ e-Resources / e-books and e-learning portals

- 1) <https://shorturl.at/uIMTW>
- 2) <https://shorturl.at/yFJM3>

Online Resources–

➤ e-Resources / e-books and e-learning portals

- [www.swayam.ac.in](http://www.swayam.ac.in)
- [www.ignou.ac.in](http://www.ignou.ac.in)
- [www.egyankosh.ac.in](http://www.egyankosh.ac.in)
- [www.iitm.ac.in](http://www.iitm.ac.in)
- [www.eskillindia.org](http://www.eskillindia.org)
- [www.eshiksha.mp.gov.in](http://www.eshiksha.mp.gov.in)
- [www.vlab.co.in](http://www.vlab.co.in)
- [www.internshala.com](http://www.internshala.com)
- [www.ndl.iitkgp.ac.in](http://www.ndl.iitkgp.ac.in)

## PART -D: Assessment and Evaluation

Suggested Continuous Evaluation Methods:

Maximum Marks: 50 Marks

Continuous Internal Assessment (CIA): 15 Marks

End Semester Exam (ESE): 35 Marks

Continuous Internal Assessment (CIA): 15 (By Course Teacher)	Internal Test / Quiz-(2): 10 & 10	Better marks out of the two Test / Quiz + obtained marks in Assignment shall be considered against 15 Marks
	Assignment/Seminar + Attendance - 05 Total Marks - 15	
End Semester Exam (ESE): 35	Laboratory / Field Skill Performance: On spot Assessment	Managed by Course teacher as per lab. status
	A. Performed the Task based on lab. work - 20 Marks	
	B. Spotting based on tools & technology (written) – 10 Marks C. Viva-voce (based on principle/technology) - 05 Marks	

Name and Signature of Convener & Members of CBoS:

- ① R. S. Rao
- ② R. S. Rao
- ③
- ④
- ⑤
- ⑥
- ⑦
- ⑧
- ⑨
- ⑩

**FOUR YEAR UNDERGRADUATE PROGRAM (2024 – 28)**

**DEPARTMENT OF BOTANY  
COURSE CURRICULUM**

<b>PART- A: Introduction</b>			
Program: Bachelor in Life Science (Diploma / Degree/Honors)		Semester - IV	Session: 2024-2025
1	Course Code	BOSE- 02 T	
2	Course Title	Microbiology and Phytopathology	
3	Course Type	Discipline specific Elective (DSE)	
4	Pre-requisite (if, any)	As per program	
5	Course Learning Outcomes (CLO)	At the end of this course, the students will be able to get ➤ Basic idea of different microbes present in biotic and abiotic environment. ➤ Knowledge of principle concept and methods in the field of Microbiology and Phytopathology ➤ Idea of living, non living and environmental causes of plant diseases. ➤ Knowledge of different technique to isolate microbes study their cultural characteristics,. ➤ How disease occurs by microbes, their identification and control measures.	
6	Credit Value	3 Credits	Credit = 15 Hours - learning & Observation
7	Total Marks	Max. Marks: 100	Min Passing Marks: 40
<b>PART -B: Content of the Course</b>			
Total No. of Teaching-learning Periods (01 Hr. per period) - 45 Periods (45 Hours)			
Unit	Topics (Course contents)		No. of Period
I	<b>Microbiology:</b> ❖ General account, distribution and classification of microorganism. ❖ Major microbes of air soil water and food ❖ Isolation and cultivation of microorganism ❖ Important tools and techniques used in microbiological studies.		12
II	<b>Plant pathology:</b> ❖ Nature and concept of diseases in plants, ❖ History and development of plant pathology, contribution of Indian plant pathologist in India and abroad, pathology and trends in 21 <sup>st</sup> century ❖ Symptom of parasitic and non-parasitic diseases, ❖ Classification of plant diseases. ❖ Important plant diseases caused by different Pathogens ❖ Plant quarantine ❖ HR and hypersensitivity		11
III	<b>Techniques of Studying Plant Diseases:</b> ❖ Field Studies, Collection of samples and its preservation. ❖ <b>Sterilization technique-</b> Standard Methods of sterilization - Physical methods, Chemical methods, Radiation methods, ❖ <b>Isolation technique:</b> Preparation of different media for growth of pathogen by using standard inoculation techniques like- plate streak, serial dilution and pour plate methods to obtain a pure culture. ❖ <b>Staining Technique:</b> Nature and Types of stains, ❖ <b>Preservation :</b> methods of preservation of culture		11
IV	<b>Host Parasite Relation:</b> ❖ Terms and concept ❖ Disease cycle and environmental relations ❖ Plant disease dissemination ❖ Role of enzymes and toxins in pathogenesis and mode of infection, ❖ Inoculums and inoculums potential ❖ Koch's postulates ❖ Defense mechanism in plant against pathogens, ❖ Prevention and control of plant diseases		11
Key words		Microorganism, Disease, Pathogens , Culture	
Signature of Convener & Members (CBoS):			

① Review  
 ② Review  
 ③ Mr  
 ④  
 ⑤  
 ⑥  
 ⑦  
 ⑧  
 ⑨  
 ⑩

⑦  
 ⑧  
 ⑨  
 ⑩

## PART-C: Learning Resources

### Text Books, Reference Books and Others

#### Text Books Recommended –

1. Bridges, P. (1998) Molecular Variability Of Fungal Pathogens. CAB
2. Bilgrami, K. S. and Dubey, H. C. (1985) Plant Pathology, Vikas Publ. House, Sahibabad U.P.
3. Ali, s. s. and Kulshereshta, p. (1986) plant pathology, adeeb educational, Raipur.
4. Singh, R. S. (1980) Plant Pathology, Oxford IBH Publ. Co, New Delhi.
5. Malhotra R. Plant Pathology Publisher: McGraw Hill Education India

#### Reference Books Recommended-

1. Agrios, G. N. (1997) Plant Pathology, Academic Press, London

#### Online Resources–

- e-Resources / e-books and e-learning portals
- [www.swayam.ac.in](http://www.swayam.ac.in)
- [www.ignou.ac.in](http://www.ignou.ac.in)
- [www.egyankosh.ac.in](http://www.egyankosh.ac.in)
- [www.iitm.ac.in](http://www.iitm.ac.in)
- [www.eskillindia.org](http://www.eskillindia.org)
- [www.eshiksha.mp.gov.in](http://www.eshiksha.mp.gov.in)
- [www.vlab.co.in](http://www.vlab.co.in)
- [www.internshala.com](http://www.internshala.com)
- [www.ndl.iitkgp.ac.in](http://www.ndl.iitkgp.ac.in)

#### Online Resources–

- e-Resources / e-books and e-learning portals
1. <https://www.sciencedirect.com/topics/agricultural-and-biological-sciences/plant-pathology#:~:text=Plant%20pathology%20is%20a%20science,parasitic%20microorganism%20that%20cause%20disease.>
  2. <https://www.ncbi.nlm.nih.gov/pmc/articles/PMC4600171/>
  3. <https://bnrc.springeropen.com/articles/10.1186/s42269-021-00627-6>
  4. <https://www.sciencedirect.com/science/article/abs/pii/S0065308X08604339>
  5. <https://www.researchgate.net/publication/371501301> Fundamentals of Plant Pathology

## PART -D: Assessment and Evaluation

### Suggested Continuous Evaluation Methods:

Maximum Marks: 100 Marks

Continuous Internal Assessment (CIA): 30 Marks

End Semester Exam (ESE): 70 Marks

Continuous Internal Assessment (CIA): 30 (By Course Teacher)	Internal Test / Quiz-(2): 20 +20	Better marks out of the two Test / Quiz + obtained marks in Assignment shall be considered against 30 Marks
	Assignment / Seminar - 10 Total Marks - 30	
End Semester Exam (ESE): 70	Two section – A & B Section A: Q1. Objective – 10 x1= 10 Mark; Q2. Short answer type- 5x4 =20 Marks Section B: Descriptive answer type qts., 1out of 2 from each unit-4x10=40 Marks	

Name and Signature of Convener & Members of CBoS:

① R. Singh  
② K. S. Bilgrami  
③ M. S. Ali  
④ R. S. Singh  
⑤ R. Malhotra  
⑥ R. S. Singh

⑦ R. S. Singh  
⑧ R. S. Singh  
⑨ R. S. Singh  
⑩ R. S. Singh

**FOUR YEAR UNDERGRADUATE PROGRAM (2024 – 28)**

**DEPARTMENT OF BOTANY  
COURSE CURRICULUM**

<b>PART- A: Introduction</b>			
Program: Bachelor in Science (Diploma / Degree/ Honors)		Semester - IV	Session: 2024-2025
1	Course Code	BOSE-02 P	
2	Course Title	Lab course 02 (Microbiology and Phytopathology)	
3	Course Type	Discipline specific Elective (DSE)	
4	Pre-requisite (if, any)	As per program	
5	Course Learning Outcomes (CLO)	At the end of this course, the students will be able to get > Basic idea of microbes. > Culture of microbes in the laboratory > How disease occurs by microbes > Basic idea of host parasite interrelationship > Control measure of pathogen by different biological sources.	
6	Credit Value	1 Credits	Credit =30 Hours Laboratory or Field learning/Training
7	Total Marks	Max. Marks: 50	Min Passing Marks: 20
<b>PART -B: Content of the Course</b>			
Total No. of learning-Training/performance Periods: 30 Periods (30 Hours)			
Module	Topics (Course contents)		No. of Period
Lab./Field Training/ Experiment Contents of Course	<ul style="list-style-type: none"> <li>❖ Calibration of microscope.</li> <li>❖ Study of symptoms of various plants disease caused by viruses, bacteria and fungi.</li> <li>❖ Sterilization of glass wares by detergent, chromic acid and dry sterilization</li> <li>❖ Preparation and sterilization of culture media NAM, PDA, to culture bacteria and fungi respectively.</li> <li>❖ Isolation of micro-organism from soil, water and air by using standard inoculation technique.</li> <li>❖ Identification of the isolated fungi by slide preparation.</li> <li>❖ Micrometry – measurement of length and width of spore/ conidia of the isolated /given fungi.</li> <li>❖ Preparation of camera lucida diagram of the isolated / given fungi.</li> <li>❖ Cultural charecteristics the the cultured bacteria.</li> <li>❖ Gram staining of Bacteria</li> <li>❖ Host parasite relationship- slide preparation of infected / diseased portion of the host to study host parasite relationship by smearing and section cutting methods isolated from local field.</li> <li>❖ Demonstration of the effect of various bio-pesticides (essential oils, neem, turmeric and garlic) against microbe/pathogens</li> <li>❖ Preparation of herbarium of different plant diseases of local area</li> </ul>		30
Keywords	Disease. symptoms, medium, pathogenesis		

**Signature of Convener & Members (CBoS) :**

① *R. Roy*  
 ② *Devi*  
 ③ *My*  
 ④ *[Signature]*  
 ⑤ *[Signature]*  
 ⑥ *[Signature]*  
 ⑦ *[Signature]*  
 ⑧ *[Signature]*  
 ⑨ *[Signature]*  
 ⑩ *[Signature]*

## PART-C: Learning Resources

### Text Books, Reference Books and Others

#### Text Books Recommended –

1. Experiments In Microbiology, Plant Pathology And Biotechnology By K. R. Aneja. Publisher New Age International

#### Online Resources–

##### ➤ e-Resources / e-books and e-learning portals

1. <https://www.sciencedirect.com/topics/agricultural-and-biological-sciences/plant-pathology#:~:text=Plant%20pathology%20is%20a%20science,parasitic%20microorganism%20that%20cause%20disease.>
2. <https://www.ncbi.nlm.nih.gov/pmc/articles/PMC4600171/>
3. <https://bnrc.springeropen.com/articles/10.1186/s42269-021-00627-6>
4. <https://www.sciencedirect.com/science/article/abs/pii/S0065308X08604339>

#### Online Resources–

##### ➤ e-Resources / e-books and e-learning portals

- <https://efaidnbmnnnibpcajpcgclefindmkaj/https://mis.alagappauniversity.ac.in/siteAdmin/dde->
- <https://admin/uploads/3/PG M.Sc. Botony 34631%20MICROBIOLOGY%20AND%20PLANT%20PATHOLOGY.pdf>

## PART -D: Assessment and Evaluation

### Suggested Continuous Evaluation Methods:

Maximum Marks: 50 Marks

Continuous Internal Assessment (CIA): 15 Marks

End Semester Exam (ESE): 35 Marks

Continuous Internal Assessment (CIA): 15 (By Course Teacher)	Internal Test / Quiz-(2): 10 & 10	Better marks out of the two Test / Quiz + obtained marks in Assignment shall be considered against 15 Marks
	Assignment/Seminar +Attendance - 05 Total Marks - 15	

End Semester Exam (ESE): 35	Laboratory / Field Skill Performance: On spot Assessment		Managed by Course teacher as per lab. status
	A. Performed the Task based on lab. work	- 20 Marks	
	B. Spotting based on tools & technology (written)	- 10 Marks	
	C. Viva-voce (based on principle/technology)	- 05 Marks	

### Name and Signature of Convener & Members of CBoS:

- ① R. Srinivas
- ② Srinivas
- ③ M. Srinivas
- ④ Srinivas
- ⑤ Srinivas
- ⑥ Srinivas

- ⑦ Srinivas
- ⑧ Srinivas
- ⑨ Srinivas
- ⑩ Srinivas

**FOUR YEAR UNDERGRADUATE PROGRAM (2024 – 28)**

**DEPARTMENT OF BOTANY  
COURSE CURRICULUM**

<b>PART- A: Introduction</b>			
<b>Program: Bachelor in Life Science (Degree/Honors)</b>		<b>Semester - V</b>	<b>Session: 2024-2025</b>
1	<b>Course Code</b>	<b>BOSE -03 T</b>	
2	<b>Course Title</b>	<b>Phytopaleontology and Evolutionary Botany</b>	
3	<b>Course Type</b>	<b>Discipline specific Elective (DSE)</b>	
4	<b>Pre-requisite (if, any)</b>	<b>As per program</b>	
5	<b>Course Learning Outcomes (CLO)</b>	At the end of this course, the students will be able to > have a basic idea of fossils and process of fossilization > Describe how plants evolved including their origin and diversification > Summarize and evaluate information from scientific literature > Identify plant fossil through study of the remains of organisms, anatomical evidence and diversity > Understand and track evolution of species over millions of years identify transitional forms of life > Understand how earth's environment has changed over geological time.	
6	<b>Credit Value</b>	<b>3 Credits</b>	<b>Credit = 15 Hours - learning &amp; Observation</b>
7	<b>Total Marks</b>	<b>Max. Marks: 100</b>	<b>Min Passing Marks: 40</b>
<b>PART -B: Content of the Course</b>			
<b>Total No. of Teaching-learning Periods (01 Hr. per period) - 45 Periods (45 Hours)</b>			
<b>Unit</b>	<b>Topics (Course contents)</b>		<b>No. of Period</b>
<b>I</b>	<b>Phytopaleontology-</b> ❖ General account, ❖ Geological time scale; ❖ Brief account of process of fossilization & types of fossils and their study techniques; ❖ Fossils of algae, fungi, bryophytes		<b>12</b>
<b>II</b>	<b>Fossils and India:</b> ❖ Fossil plants: <i>Rhynia, Horneophyton, Williamsonia, Cycadeoidea.</i> ❖ Contribution of Prof. Birbal Sahni, - <i>Pentoxyles- Pentoxylon sahnii</i> ❖ Role of Indian Gondwana Flora in Chhattisgarh with reference to coal mines		<b>11</b>
<b>III</b>	<b>Brief account of the families of Pteridospermales –</b> ❖ Lyginopteridaceae, ❖ Medullosaceae, ❖ Caytoniaceae & > Glossopteridaceae		<b>11</b>
<b>IV</b>	<b>General Account and Affinities –</b> ❖ Cycadeoidales and Cordaitales. ❖ Paleozoic seeds ❖ Angiospermic and Gymnospermic fossils ❖ Uses of fossils ❖ Evolution : convergent, divergent and parallel evolution ❖ Telome concept		<b>11</b>
<b>Keywords</b>	Fossil, geological time table, gondwana flora, Telome		

**Signature of Convener & Members (CBoS) :**

① R. S. ...  
 ② ...  
 ③ ...  
 ④ ...  
 ⑤ ...  
 ⑥ ...  
 ⑦ ...  
 ⑧ ...  
 ⑨ ...  
 ⑩ ...

## PART-C: Learning Resources

### Text Books, Reference Books and Others

#### Text Books Recommended –

1. Vashishtha, B. R. (2005) Pteridophytes S. Chand and Co., Delhi.
2. Vashishtha, B. R. (2005) Bryophytes S. Chand and Co., Delhi.
3. Parihar, N.S. (1991). An introduction to Embryophyta. Vol. I. Bryophyta. Central Book Depot, Allahabad.
4. Rashid A (1999) An Introduction to Pteridophyta, Vikas Publishing House Pvt. Ltd. New Delhi.
5. Sharma OP (1990) Textbook of Pteridophyta. MacMillan India Ltd. Delhi.
6. Vashishtha BR, Sinha AK and Kumar A (2010) Botany for Degree Students – Pteridophyta, S. Chand and Company,
7. Vashishtha BR, Sinha AK and Kumar A (2010) Botany for Degree Students – Gymnosperms, S. Chand and
8. Parihar NS (1976) Biology and Morphology of Pteridophytes. Central Book Depot.
9. Bhatnagar SP (1996) Gymnosperms, New Age International Publisher.
10. Pandey BP (2010) College Botany Vol II S. Chand and Company, New Delhi .

#### Reference Books Recommended –

1. Kumar, H. D. (1988) introductory Phycology, Affiliated East-West Press Ltd., New Delhi.
2. Morris, I (1986) An Introduction to Algae, Cambridge Univ. Press, UK.
3. Puri, P. (1980) Bryophytes, Atma Ram and Sons, Delhi.
4. Sporne, K. K. (1991) The Morphology of Pteridophytes, B. I. Publishing Pvt. Ltd. Bombay.
5. Stewart, W. N. and Ruthwell, G. W. (1993) Paleobotany and the Evolution of Plants. Cambridge Univ. Press, UK.
6. Principles of Paleontology Edition 3 Paperback–1 January 2006 by Arnold Miller, Michael Foote Publishers - W.H.Freeman & Co Ltd

#### Online Resources–

##### ➤ e-Resources / e-books and e-learning portals

1. <https://efaidnbmnnnibpcajpcglclefindmkaj/https://egyankosh.ac.in/bitstream/123456789/69611/1/Unit-9.pdf>
2. <https://www.encyclopedia.com/science/encyclopedias-almanacs-transcripts-and-maps/fossil-and-fossilization>
3. <https://palaeobotany.org>

##### ➤ e-Resources / e-books and e-learning portals

- [www.swayam.ac.in](http://www.swayam.ac.in)
- [www.ignou.ac.in](http://www.ignou.ac.in)
- [www.egyankosh.ac.in](http://www.egyankosh.ac.in)
- [www.iitm.ac.in](http://www.iitm.ac.in)
- [www.eskillindia.org](http://www.eskillindia.org)
- [www.eshiksha.mp.gov.in](http://www.eshiksha.mp.gov.in)
- [www.vlab.co.in](http://www.vlab.co.in)
- [www.internshala.com](http://www.internshala.com)
- [www.ndl.iitkgp.ac.in](http://www.ndl.iitkgp.ac.in)

## PART -D: Assessment and Evaluation

### Suggested Continuous Evaluation Methods:

Maximum Marks: 100 Marks

Continuous Internal Assessment (CIA): 30 Marks

End Semester Exam (ESE): 70 Marks

**Continuous Internal Assessment (CIA): 30**  
(By Course Teacher)

Internal Test / Quiz-(2): 20 +20

Assignment / Seminar - 10

Total Marks - 30

Better marks out of the two Test / Quiz + obtained marks in Assignment shall be considered against 30 Marks

**End Semester Exam (ESE): 70**

Two Section – A & B

Section A: Q1. Objective – 10 x1= 10 Mark; Q2. Short answer type- 5x4 =20 Marks

Section B: Descriptive answer type qts., 1out of 2 from each unit-4x10=40 Marks

Name and Signature of Convener & Members of CBoS:

① R. Prasad  
② R. Prasad  
③ R. Prasad

④ R. Prasad  
⑤ R. Prasad  
⑥ R. Prasad

⑦ R. Prasad  
⑧ R. Prasad  
⑨ R. Prasad  
⑩ R. Prasad

**FOUR YEAR UNDERGRADUATE PROGRAM (2024 – 28)**

**DEPARTMENT OF BOTANY**

**COURSE CURRICULUM**

<b>PART- A: Introduction</b>			
Program: Bachelor in Life Science (Degree/honors)		Semester - V	Session: 2024-2025
1	Course Code	BOSE-03 P	
2	Course Title	Lab. Course -03 (Phytopaleontology and Evolutionary Botany)	
3	Course Type	Laboratory course	
4	Pre-requisite (if, any)	As per program	
5	Course Learning Outcomes (CLO)	1. Understand evolutionary trends of plant development and diversification. 2. Study remnant of past and its natural conservation. 3. Phylogenetic relationship with the help of paleontological evidences 4. Understand role of fossil as an educational tool promoting science literacy an appreciation for earth's rich biological heritage.	
6	Credit Value	1 Credits	Credit =30 Hours Laboratory or Field learning/Training
7	Total Marks	Max. Marks: 50	Min Passing Marks: 20

**PART -B: Content of the Course**

Total No. of learning-Training/performance Periods: 30 Periods (30 Hours)

Module	Topics (Course contents)	No. of Period
Lab./Field Training/ Experiment Contents of Course	1) Study of important fossil of pteridophytes from prepared slides and specimens 2) Study of important fossil of gymnosperms from prepared slides and specimens 3) Study of important fossil of algae, fungi, bryophytes and angiosperms from prepared slides and specimens 4) Local trip to coal mines or fossil area for collection of fossil specimens and prepare study reports.	30
Keywords	1) Fossil, slides and specimens	

Signature of Convener & Members (CBoS) :

① R. K. Roy

② S. Kundu

③ M. S.

④ S. S.

⑤ A. S.

⑥ S. S.

⑦ S. S.

⑧ S. S.

⑨ S. S.

⑩ S. S.

## PART-C: Learning Resources

### Text Books, Reference Books and Others

#### Text Books Recommended –

1. Principles of Paleontology Edition 3 Paperback–1 January 2006 by Arnold Miller, Michael Foote Publishers - W.H.Freeman & Co Lt
2. The Practical Fossil Finder (Practical Handbook) Hardcover – 1 October 1991 by Steve Parker (Author) Publishers Facts On File Inc

#### Online Resources–

##### ➤ e-Resources / e-books and e-learning portals

1. <https://efaidnbmnnnibpcajpcglclefindmkaj/https://egyankosh.ac.in/bitstream/123456789/69611/1/Unit-9.pdf>
2. <https://www.encyclopedia.com/science/encyclopedias-almanacs-transcripts-and-maps/fossil-and-fossilization>
3. <https://palaeobotany.org>

#### Online Resources–

##### e-Resources / e-books and e-learning portals

- [www.swayam.ac.in](http://www.swayam.ac.in)
- [www.ignou.ac.in](http://www.ignou.ac.in)
- [www.egyankosh.ac.in](http://www.egyankosh.ac.in)
- [www.iitm.ac.in](http://www.iitm.ac.in)
- [www.eskillindia.org](http://www.eskillindia.org)
- [www.eshiksha.mp.gov.in](http://www.eshiksha.mp.gov.in)
- [www.vlab.co.in](http://www.vlab.co.in)
- [www.internshala.com](http://www.internshala.com)
- [www.ndl.iitkgp.ac.in](http://www.ndl.iitkgp.ac.in)

## PART -D: Assessment and Evaluation

### Suggested Continuous Evaluation Methods:

Maximum Marks: 50 Marks

Continuous Internal Assessment (CIA): 15 Marks

End Semester Exam (ESE): 35 Marks

Continuous Internal Assessment (CIA): 15 (By Course Teacher)	Internal Test / Quiz-(2): 10 & 10	Better marks out of the two Test / Quiz + obtained marks in Assignment shall be considered against 15 Marks
	Assignment/Seminar + Attendance - 05 Total Marks - 15	
End Semester Exam (ESE): 35	Laboratory / Field Skill Performance: On spot Assessment A. Performed the Task based on lab. work - 20 Marks B. Spotting based on tools & technology (written) – 10 Marks C. Viva-voce (based on principle/technology) - 05 Marks	Managed by Course teacher as per lab. status

Name and Signature of Convener & Members of CBoS:

① *[Signature]*  
 ② *[Signature]*  
 ③ *[Signature]*  
 ④ *[Signature]*  
 ⑤ *[Signature]*  
 ⑥ *[Signature]*

⑦ *[Signature]*  
 ⑧ *[Signature]*  
 ⑨ *[Signature]*  
 ⑩ *[Signature]*

**FOUR YEAR UNDERGRADUATE PROGRAM (2024 – 28)**  
**DEPARTMENT OF BOTANY**  
**COURSE CURRICULUM**

<b>PART- A: Introduction</b>			
<b>Program: Bachelor in Life Science</b> <i>(Degree/Honors)</i>		<b>Semester - VI</b>	<b>Session: 2024-2025</b>
1	<b>Course Code</b>	<b>BOSE-04 T</b>	
2	<b>Course Title</b>	<b>Ethnobotany and Medicinal plants</b>	
3	<b>Course Type</b>	<b>Discipline Specific Elective (DSE)</b>	
4	<b>Pre-requisite (if, any)</b>	<b>As per program</b>	
5	<b>Course Learning Outcomes (CLO)</b>	<p>At the end of this course, the students will be able to</p> <ul style="list-style-type: none"> <li>• Develop a comprehensive understanding of the identification, cultivation, and processing of medicinal plants, and their chemical constituents responsible for therapeutic properties, enabling the evaluation of their potential for drug development and healthcare applications.</li> <li>• Explore the integration of traditional medicine practices, ethnobotany, and pharmacological principles in the study of medicinal plants, enabling the critical evaluation of their efficacy, safety, and cultural significance in different healthcare systems.</li> </ul>	
6	<b>Credit Value</b>	<b>3 Credits</b>	<b>Credit = 15 Hours - learning &amp; Observation</b>
7	<b>Total Marks</b>	<b>Max. Marks: 100</b>	<b>Min Passing Marks: 40</b>
<b>PART -B: Content of the Course</b>			
<b>Total No. of Teaching-learning Periods (01 Hr. per period) - 45 Periods (45 Hours)</b>			
<b>Unit</b>	<b>Topics (Course contents)</b>		<b>No. of Period</b>
<b>I</b>	<b>Ethnobotany:</b> <ul style="list-style-type: none"> <li>• Introduction, concept, scope and objectives;</li> <li>• Ethnobotany as an interdisciplinary science.</li> <li>• The relevance of ethnobotany in the present context;</li> <li>• Major and minor ethnic groups or Tribals of India, and their life styles.</li> <li>• Plants used by the tribals:</li> <li>• a) Food plants b) intoxicants and beverages c) Resins and oils and miscellaneous uses.</li> <li>• Role of ethnobotany in sustainable development</li> </ul>		<b>12</b>
<b>II</b>	<b>Role of ethnobotany in modern Medicine:</b> <ul style="list-style-type: none"> <li>• Medico-ethnobotanical sources in India;</li> <li>• Significance of the locally available plants in ethno botanical practices (along with their habitat and morphology</li> <li>• Role of ethnic groups in conservation of plant genetic resources.</li> <li>• Endangered taxa and forest management (participatory in Chhattisgarh).</li> <li>• Role of plant drugs in pharmaceutical industries</li> <li>• Quality, safety and efficacy of herbal medicines.</li> </ul>		<b>11</b>
<b>III</b>	<b>Medicinal Plants:</b> <ul style="list-style-type: none"> <li>• History, Scope and Importance of Medicinal Plants.</li> <li>• Indigenous Medicinal Sciences; Definition and Scope-</li> <li>• Traditional system of medicine in India- concept principles and importance of Ayurveda, Shidha, Yunani and Homeopathy</li> <li>• Concept of Herbalism and its significance</li> <li>• Phytomedicines and herbal raw materials ,</li> <li>• local health traditions and traditional medicine</li> </ul>		<b>11</b>
<b>IV</b>	<b>Conservation and Propagation of medicinal plants:</b> <ul style="list-style-type: none"> <li>• Medicinal plants Conservation – issues and approaches</li> <li>• IUCN criteria - Red list criteria;</li> <li>• <i>In situ</i> conservation: Biosphere reserves, sacred groves, National Parks; <i>Ex situ</i> conservation: Botanical Gardens,</li> <li>• Ethnomedicinal plant Gardens.</li> <li>• Propagation of Medicinal Plants: Objectives of the nursery, its classification, important components of a nursery, sowing, pricking, use of green house for nursery production, propagation through cuttings, layering, grafting and budding</li> </ul>		<b>11</b>
<b>Keywords</b>	Ethnobotany, conservation, Medicinal Plants, Tribals		

**Signature of Convener & Members (CBoS) :**

① [Signature] ② [Signature] ③ [Signature] ④ [Signature] ⑤ [Signature] ⑥ [Signature] ⑦ [Signature]

## PART-C: Learning Resources

### Text Books, Reference Books and Others

#### Text Books Recommended:

1. S.K. Jain, Manual of Ethnobotany, Scientific Publishers, Jodhpur, 1995.
2. S.K. Jain (ed.) Glimpses of Indian. Ethnobotny, Oxford and I B H, New Delhi – 1981 Lone et al., Palaeo ethnobotany
3. S.K. Jain (ed.) 1989. Methods and approaches in ethnobotany. Society of ethnobotanists, Lucknow, India.
4. S.K. Jain, 1990. Contributions of Indian ethnobotny. Scientific publishers, Jodhpur.

#### Reference Books Recommended:

1. Colton C.M. 1997. Ethnobotany – Principles and applications. John Wiley and sons – Chichester
2. Rama Ro, N and A.N. Henry (1996). The Ethnobotany of Eastern Ghats in Andhra Pradesh, India. Botanical Survey of India. Howrah
3. .Rajiv K. Sinha – Ethnobotany The Renaissance of Traditional Herbal Medicine – INA –SHREE Publishers, Jaipur-1996
4. Trivedi P C, 2006. Medicinal Plants: Ethnobotanical Approach, Agrobios, India.
5. Purohit and Vyas, 2008. Medicinal Plant Cultivation: A Scientific Approach, 2nd edn. Agrobios, India. Approach, 2nd edn. Agrobios, India.
6. Medicinal Plants of India" by C.P. Khare
7. "Handbook of Medicinal Plants" by L.D. Kapoor Rogers, P.P., Jalal, K.F. and Boyd, J.A. (2008). An Introduction to Sustainable Development. Prentice Hall of India Private Limited, New Delhi.

#### Online Resources–

- e-Resources / e-books and e-learning portals
- <https://www.fs.usda.gov/wildflowers/ethnobotany/index.shtml>
- [https://www.researchgate.net/publication/333017295\\_Role\\_of\\_ethnobotany\\_in\\_modern\\_medicines\\_with\\_special\\_reference\\_to\\_Rauvolfia\\_serpentina\\_Trichopus\\_zeylanicus\\_Artemisia\\_sp\\_and\\_Withania\\_somnifera](https://www.researchgate.net/publication/333017295_Role_of_ethnobotany_in_modern_medicines_with_special_reference_to_Rauvolfia_serpentina_Trichopus_zeylanicus_Artemisia_sp_and_Withania_somnifera)
- <https://www.sciencedirect.com/science/article/abs/pii/S0738081X18300415>
- [https://www.mdpi.com/journal/diversity/special\\_issues/ethnobotany\\_biodiversity](https://www.mdpi.com/journal/diversity/special_issues/ethnobotany_biodiversity)

#### Online Resources–

- e-Resources / e-books and e-learning portals
- [www.swayam.ac.in](http://www.swayam.ac.in)
- [www.ignou.ac.in](http://www.ignou.ac.in)
- [www.egyankosh.ac.in](http://www.egyankosh.ac.in)
- [www.iitm.ac.in](http://www.iitm.ac.in)
- [www.eskillindia.org](http://www.eskillindia.org)
- [www.eshiksha.mp.gov.in](http://www.eshiksha.mp.gov.in)
- [www.vlab.co.in](http://www.vlab.co.in)
- [www.internshala.com](http://www.internshala.com)
- [www.ndl.iitkgp.ac.in](http://www.ndl.iitkgp.ac.in)

## PART -D: Assessment and Evaluation

### Suggested Continuous Evaluation Methods:

Maximum Marks: 100 Marks  
 Continuous Internal Assessment (CIA): 30 Marks  
 End Semester Exam (ESE): 70 Marks

Continuous Internal Assessment (CIA): 30 (By Course Teacher)	Internal Test / Quiz-(2): 20 +20	Better marks out of the two Test / Quiz + obtained marks in Assignment shall be considered against 30 Marks
	Assignment / Seminar - 10 Total Marks - 30	
End Semester Exam (ESE): 70	Two section – A & B Section A: Q1. Objective – 10 x1= 10 Mark; Q2. Short answer type- 5x4 =20 Marks Section B: Descriptive answer type qts., 1out of 2 from each unit-4x10=40 Marks	

### Name and Signature of Convener & Members of CBoS:

① R. Bisoi  
 ② S. Kumar  
 ③ M. Singh  
 ④ S. Singh  
 ⑤ S. Singh  
 ⑥ S. Singh  
 ⑦ S. Singh  
 ⑧ S. Singh  
 ⑨ S. Singh  
 ⑩ S. Singh

**FOUR YEAR UNDERGRADUATE PROGRAM (2024 – 28)**

**DEPARTMENT OF BOTANY**

**COURSE CURRICULUM**

<b>PART- A: Introduction</b>			
<b>Program: Bachelor in Life Science</b> <i>(Degree/ honors)</i>		<b>Semester - VI</b>	<b>Session: 2024-2025</b>
1	Course Code	BOSE-04 P	
2	Course Title	Lab. Course 04 (Ethnobotany and Medicinal plants)	
3	Course Type	Laboratory course	
4	Pre-requisite (if, any)	As per program	
5	Course Learning Outcomes (CLO)	At the end of this course, the students will be able to get ➤ Acquire practical skills about the connection between plants and human society. ➤ Acquire knowledge of ethnobotanical research methods. ➤ Apply critical thinking and problem-solving skills of traditional plant uses. ➤ Idea about protection and conservation of medicinal and ethnobotanical plants. ➤ Documentation of cultural knowledge about healing.	
6	Credit Value	1 Credits	Credit =30 Hours Laboratory or Field learning/Training
7	Total Marks	Max. Marks: 50	Min Passing Marks: 20
<b>PART -B: Content of the Course</b>			
Total No. of learning-Training/performance Periods: 30 Periods (30 Hours)			
Module	Topics (Course contents)		No. of Period
Lab./Field Training/ Experiment Contents of Course	1. Identify and collect medicinal plant specimens from various habitats. Documentation for relevant information such as plant parts used, traditional uses, and ecological characteristics. 2. Preparation of herbarium of the collected plants 3. To study the distribution of tribals / ethnic peoples of a selected area. 4. Collection of locally used plants of ethnobotanically important plants 5. To study morphological description and identification of various medicinal plants. 6. Engage with local communities and traditional healers to document their knowledge of medicinal plants. Record their uses, preparation methods, and cultural significance, emphasizing the importance of preserving traditional knowledge. 7. To study common name, botanical name, important varieties and commercially important parts of medicinal and aromatic plants. 8. To study different methods of plant extraction to obtain bioactive compounds 9. Phytochemical and secondary metabolites analysis to determine the chemical potential therapeutic properties of collected specimens of local area. 10. Tribal knowledge towards disease diagnosis, treatment for different medicinal plants and its cultivation and conservation. 11. To find out antimicrobial potential of medicinal plant extracts.		30
Keywords	1. Therapeutic, antimicrobial, medicinal plants. herbarium		

**Signature of Convener & Members (CBoS) :**

① R. Praveen  
 ② R. Sundar  
 ③ M. S. Srinivasan  
 ④ S. Srinivasan  
 ⑤ S. Srinivasan  
 ⑥ S. Srinivasan  
 ⑦ S. Srinivasan  
 ⑧ S. Srinivasan  
 ⑨ S. Srinivasan  
 ⑩ S. Srinivasan  
 ⑪ S. Srinivasan

## PART-C: Learning Resources

### Text Books, Reference Books and Others

#### Text Books Recommended –

1. S.K. Jain, Manual of Ethnobotany, Scientific Publishers, Jodhpur, 1995.
2. Jain, S. K. and V. Mudgal. 1999. A Handbook of Ethnobotany. Bishen Singh Mahendra Pal Singh, Dehradun

#### Reference Books Recommended –

1. "Handbook of Medicinal Plants" by L.D. Kapoor.
2. "Indian Medicinal Plants: An Illustrated Dictionary" by C.P. Khare.

#### Online Resources–

##### ➤ e-Resources / e-books and e-learning portals

- 1) <https://www.ncbi.nlm.nih.gov/pmc/articles/PMC9526633/>
- 2) <https://www.ncbi.nlm.nih.gov/pmc/articles/PMC9922502/>
- 3) <https://bnrc.springeropen.com/articles/10.1186/s42269-022-00770-8>
- 4) <https://cmjournal.biomedcentral.com/articles/10.1186/s13020-016-0108-7>

#### Online Resources–

##### ➤ e-Resources / e-books and e-learning portals

- [www.swayam.ac.in](http://www.swayam.ac.in)
- [www.ignou.ac.in](http://www.ignou.ac.in)
- [www.egyankosh.ac.in](http://www.egyankosh.ac.in)
- [www.iitm.ac.in](http://www.iitm.ac.in)
- [www.eskillindia.org](http://www.eskillindia.org)
- [www.eshiksha.mp.gov.in](http://www.eshiksha.mp.gov.in)
- [www.vlab.co.in](http://www.vlab.co.in)
- [www.internshala.com](http://www.internshala.com)
- [www.ndl.iitkgp.ac.in](http://www.ndl.iitkgp.ac.in)

## PART -D: Assessment and Evaluation

### Suggested Continuous Evaluation Methods:

Maximum Marks: 50 Marks

Continuous Internal Assessment (CIA): 15 Marks

End Semester Exam (ESE): 35 Marks

Continuous Internal Assessment (CIA): 15 (By Course Teacher)	Internal Test / Quiz-(2): 10 & 10	Better marks out of the two Test / Quiz + obtained marks in Assignment shall be considered against 15 Marks
	Assignment/Seminar +Attendance - 05 Total Marks - 15	
End Semester Exam (ESE): 35	Laboratory / Field Skill Performance: On spot Assessment	Managed by Course teacher as per lab. status
	A. Performed the Task based on lab. work - 20 Marks	
	B. Spotting based on tools & technology (written) – 10 Marks C. Viva-voce (based on principle/technology) - 05 Marks	

### Name and Signature of Convener & Members of CBoS:

- ① R. Shree
- ② Kaur
- ③ Mr. [Signature]
- ④ [Signature]
- ⑤ [Signature]
- ⑥ [Signature]

- ⑦ [Signature]
- ⑧ [Signature]
- ⑨ [Signature]
- ⑩ [Signature]

## FOUR YEAR UNDERGRADUATE PROGRAM (2024 – 28)

### DEPARTMENT OF BOTANY COURSE CURRICULUM

<b>PART- A: Introduction</b>			
Program: Bachelor in Life Science (Honors)		Semester - VII	Session: 2024-2025
1	Course Code	BOSE-05 T	
2	Course Title	Biosystematics and Biodiversity	
3	Course Type	Discipline Specific elective (DSE)	
4	Pre-requisite (if, any)	As per program	
5	Course Learning Outcomes (CLO)	At the end of the course, the students will be able : ➤ Understand different classification and nomenclature system in botany. ➤ Learn plant collection and preservation techniques . ➤ Get knowledge about the biodiversity and its importance. ➤ Analyse the different conservation practices for nature.	
6	Credit Value	3 Credits	Credit = 15 Hours - learning & Observation
7	Total Marks	Max. Marks: 100	Min Passing Marks: 40
<b>PART -B: Content of the Course</b>			
Total No. of Teaching-learning Periods (01 Hr. per period) - 45 Periods (45 Hours)			
Unit	Topics (Course contents)		No. of Period
I	Definition and basic concepts of biosystematics taxonomy and classification. History and theories of biological Classification. Difference between botanical and zoological nomenclature system. Trends in biosystematics: Chemotaxonomy, cytotaxonomy and molecular taxonomy. Dimensions of speciation.		12
II	Taxonomic procedures: Taxonomic collections, preservation, process of identification. Taxonomic keys, different types of keys, their merits and demerits. How to use flora, Species concepts: Typological, Nominalist and Biological species concepts. Subspecies and other infra-specific categories.		11
III	Biodiversity : Concept and level, role of biodiversity in ecosystem, function and stability, speciation and extinction, IUCN categories of threat, distribution and global pattern, terrestrial biodiversity, hot spots. Plant biodiversity: Concept, status in India, utilization and concerns.		11
IV	Principles of Conservation: <i>In-situ</i> conservation: Strategies for In situ conservation, international efforts and Indian initiatives, protected areas in Indian sanctuaries, national parks, biosphere reserves, wetland, mangroves and coral reefs for conservation of wild biodiversity. <i>Ex-situ</i> Conservation: Strategies for <i>Ex- situ</i> conservation, Principles and practices, Botanical gardens, gene bank, seed in vitro repositories, cryo banks.		11
Keywords	<b>Chemotaxonomy, Cladogram, Biodiversity, Conservation.</b>		
<b>Signature of Convener &amp; Members (CBoS) :</b>			

Biosystematics  
Taxonomic Procedures  
Biodiversity  
Principles of conservation

① Rajeev  
② Anand  
③ Py  
④ An

⑤ Anil  
⑥ Anant

⑦ Anshu  
⑧ Anil  
⑨ Anil  
⑩ Anil

## PART-C: Learning Resources

### Text Books, Reference Books and Others

#### Text Books Recommended –

1. Kochar, S. L. (1998) Economic Botany of The Tropics. McMillan India Ltd., New Delhi.
2. Paroda, R. S. and Arora R. K. (1991) Plant Genetic Resources and Conservation and Management IPGRI (publications). South Asia Office, c/o NBPGR, Pusa Campus, New Delhi.
3. Scheri, R. W. (1972) Plants for Man. Englewood Cliffs, New Jersey, Prentice Hall.
4. Anonymous (1997) National Gene Bank. Indian Heritage on Plant Genetic Resources (Booklet) NBPGER, New Delhi.
5. Swaminathan, M. S. And Kocchar (1989) Plants and Society, MacMillan Publication Ltd. London.
6. Kothari, A. (1997) Understanding Bio-Diversity: Life Sustainability and Equity. Orient Longam
7. Johri, B.M. (1984). Embryology of Angiosperms. Springer-Verlag, Berlin
8. Singh, G. (2012) Phant Systematics. Theory and Practice. Oxford & IBH Pvt. Ltd, New Delhi.
9. Bhojwani, SS. & Bhatnagar, SP (2011). Embryology of Angiosperms. Vikas Publication House Pvt. Lid. New Delhi 5 edition
10. Mauseth. 1.1) (1988) Plant Anatomy. The Benjamin Cummings Publisher. USA
11. Pandey, B. P. (LatesEdt), Plant Anatomy
12. Maheshwari, J.K. (1963). Flora of Delhi. CSIR, New Delhi.
13. Saxena N.B. and Saxena S. (2012). Plant Taxonomy Pragati Prakashan.
14. Sharma O.P. (2013). Plant Taxonomy. MC GRAW HILL INDIA.
15. Sharma, M.K. (2013) Plant Structures (An Introduction to Plant Anatomy). VayuEducation of India.
16. Chopra G.L. (2005) Angiosperm, Pradeep Publication, Jalandhar.

#### Reference Books Recommended –

1. Rogers, P.P., Jalal, K.F. and Boyd, J.A. (2008). An Introduction to Sustainable Development. Prentice Hall of India Private Limited, New Delhi.
2. Radford, A.E. (1986). Fundamentals of Plant Systematics. Harper and Row, New York
3. Jeffrey, C. (1982). An Introduction to Plant Taxonomy. Cambridge University Press, Cambridge.
4. Judd, W.S., Campbell, C.S., Kellogg, E.A., Stevens, P.F. (2002). Plant Systematics-APhylogenetic Approach. Sinauer Associates Inc., U.S.A. 2 nd edition.
5. Simpson, M.G. (2006) Plant Systematics. Elsevier Academic Press, San Diego, CA, USA
6. Beck, C.B. (2010). An Introduction to Plant Structure and Development, II edition.
7. Heywood, V. (1995) Global Bio-Diversity Assessment, UNEP. Cambridge Univ. Press, Cambridge, U.K.
8. Heywood, V.H. and Wyse Jackson, P. S. (1991) Tropical Botanical Garden: Their Role in Conservation and Developinent. Academic Press, San Digo.
9. Barker, H. G. (1978) Plant and Civilization. C. A. Wadsworth, Belmont.
10. Frankel, O. H., Brown, A. H. D. and Burdon, J. J., (1995) Conservation, of Plant Diversity. Cambridge Univ. Press, Cambridge, U. K.
11. Pinstrup- Anderson, P. Et Al (1999) World Food Prospects; Critical Issues for Early 21st Century. International Food Policy Research Institute, Washington D. C. USA.
12. Rogers, N. A. And Panwar, H. S. (1998) Planning A Wild Life Protected Area Network In India Vol. I The Report, Wildlife Institute Of India, Dehradun.

#### Online Resources–

##### e-Resources / e-books and e-learning portals

- <https://www.sciencedirect.com/topics/social-sciences/natural-resource>
- <https://efaidnbmnnnibpcajpcgclefindmkaj/https://egyankosh.ac.in/bitstream/123456789/66166/2/Unit4.pdf>
- [https://efaidnbmnnnibpcajpcgclefindmkaj/https://www.ers.usda.gov/webdocs/publications/41964/30289\\_biological.pdf?v=0#:~:text=16-What%20Are%20Biological%20Resources%3F,forests%2C%20and%20other%20natural%20lands.](https://efaidnbmnnnibpcajpcgclefindmkaj/https://www.ers.usda.gov/webdocs/publications/41964/30289_biological.pdf?v=0#:~:text=16-What%20Are%20Biological%20Resources%3F,forests%2C%20and%20other%20natural%20lands.)
- <http://surl.li/spcdd>
- <https://shorturl.at/ewyIP>
- <https://shorturl.at/cimof>

#### Online Resources–

##### e-Resources / e-books and e-learning portals

- [www.swayam.ac.in](http://www.swayam.ac.in)
- [www.ignou.ac.in](http://www.ignou.ac.in)
- [www.egyankosh.ac.in](http://www.egyankosh.ac.in)
- [www.iitm.ac.in](http://www.iitm.ac.in)
- [www.eskillindia.org](http://www.eskillindia.org)
- [www.eshiksha.mp.gov.in](http://www.eshiksha.mp.gov.in)
- [www.vlab.co.in](http://www.vlab.co.in)
- [www.internshala.com](http://www.internshala.com)
- [www.ndl.iitkgp.ac.in](http://www.ndl.iitkgp.ac.in)

① R. S. Kochar  
② Paroda  
③ Scheri  
④ Anonymous  
⑤ Swaminathan  
⑥ Kocchar

⑦ Kothari  
⑧ Johri  
⑨ Singh  
⑩ Bhojwani  
⑪ Mauseth  
⑫ Pandey  
⑬ Maheshwari  
⑭ Saxena  
⑮ Sharma O.P.  
⑯ Sharma M.K.  
⑰ Chopra

**PART -D: Assessment and Evaluation**

**Suggested Continuous Evaluation Methods:**

**Maximum Marks: 100 Marks**

**Continuous Internal Assessment (CIA): 30 Marks**

**End Semester Exam (ESE): 70 Marks**

<b>Continuous Internal Assessment (CIA): 30 (By Course Teacher)</b>	Internal Test / Quiz-(2): 20 +20 Assignment / Seminar - 10 Total Marks - 30	Better marks out of the two Test / Quiz + obtained marks in Assignment shall be considered against 30 Marks
<b>End Semester Exam (ESE): 70</b>	<b>Two section – A &amp; B</b> Section A: Q1. Objective – 10 x1= 10 Mark; Q2. Short answer type- 5x4 =20 Marks Section B: Descriptive answer type qts., 1out of 2 from each unit-4x10=40 Marks	

**Name and Signature of Convener & Members of CBoS:**

- ① River
- ② hurd
- ③ h
- ④ h
- ⑤ Appiah
- ⑥ Blair
- ⑦ Jalim
- ⑧ Jey
- ⑨ d
- 10 Mey

**FOUR YEAR UNDERGRADUATE PROGRAM (2024 – 28)**

**DEPARTMENT OF BOTANY**

**COURSE CURRICULUM**

<b>PART- A: Introduction</b>			
<b>Program: Bachelor in Life Science (Honours)</b>		<b>Semester - VII</b>	<b>Session: 2024-2025</b>
1	<b>Course Code</b>	<b>BOSE-05 P</b>	
2	<b>Course Title</b>	<b>Lab course -05 (Biosystematics and Biodiversity)</b>	
3	<b>Course Type</b>	<b>Laboratory course</b>	
4	<b>Pre-requisite (if, any)</b>	<b>As per program</b>	
5	<b>Course Learning Outcomes (CLO)</b>	At the end of this course, students will be able to: ➤ Understand collection and preservation techniques for plants. ➤ Learn use of flora for plant identification. ➤ Understand about protected area of the country ➤ Analyze various IUCN categories of threats.	
6	<b>Credit Value</b>	<b>1 Credits</b>	<b>Credit =30 Hours Laboratory or Field learning/Training</b>
7	<b>Total Marks</b>	<b>Max. Marks: 50</b>	<b>Min Passing Marks: 20</b>
<b>PART -B: Content of the Course</b>			
<b>Total No. of learning-Training/performance Periods: 30 Periods (30 Hours)</b>			
<b>Module</b>	<b>Topics (Course contents)</b>		<b>No. of Period</b>
<b>Lab./Field Training/ Experiment Contents of Course</b>	<ul style="list-style-type: none"> <li>• Herbarium technique.</li> <li>• Non destructive collection of plants</li> <li>• Preservation techniques for plants part .</li> <li>• Prepration of taxonomic keys</li> <li>• How to use flora and digital flora for plant identification.</li> <li>• Use of flora for identification of plants of college campus.</li> <li>• Cladogram and dendrogram</li> <li>• Visit of any botanical garden , national park/wildlife sanctuary/ protected area.</li> <li>• Learn about IUCN categories of threats.</li> <li>1) Evaluation of alfa, beta and gama biodiverstiy of college campus..</li> </ul>		<b>30</b>
<b>Keywords</b>	<b>Herbarium, Flora, Protected area, IUCN categories.</b>		
<b>Signature of Convener &amp; Members (CBoS) :</b>			

① RBivee  
 ② Kevindg  
 ③ Mz  
 ④ [Signature]  
 ⑤ [Signature]  
 ⑥ [Signature]  
 ⑦ [Signature]  
 8 [Signature]  
 9 [Signature]  
 10 [Signature]

## PART-C: Learning Resources

### Text Books, Reference Books and Others

#### Text Books Recommended –

1. Kothari, A. (1997) Understanding Bio-Diversity: Life Sustainability and Equity. Orient Longman
2. Singh, G. (2012) Phant Systematics. Theory and Practice. Oxford & IBH Pvt. Ltd, New Delhi.
3. Maheshwari, J.K. (1963). Flora of Delhi. CSIR, New Delhi.

#### Reference Books Recommended –

1. . flora of India by Botanical Survey of India
2. Judd, W.S., Campbell, C.S., Kellogg, E.A., Stevens, P.F. (2002). Plant Systematics-A Phylogenetic Approach. Sinauer Associates Inc., U.S.A. 2 nd edition.
3. Simpson, M.G. (2006) Plant Systematics. Elsevier Academic Press, San Diego, CA, USA

#### Online Resources–

##### ➤ e-Resources / e-books and e-learning portals

- <https://www.worldfloraonline.org/>
- <https://bsi.gov.in/page/en/digital-resources>
- <https://indiaflora-ces.iisc.ac.in/FloraPeninsular/>
- <http://www.efloras.org/>
- <https://creately.com/guides/what-is-a-dichotomous-key/herpsteppp.inflibort.ac.in/Home/VirwSubject?catid=1pBOY7YTBC LSD2K>
- <https://eppp.inflibert.ac.in/Home/ViewSubjectPratid-100YJVTRCLSDKUBW>
- [. httpssivproinflibnet.ac.in/Home/View Subject catid-1pbbyZY1BCS02E](http://httpssivproinflibnet.ac.in/Home/View Subject catid-1pbbyZY1BCS02E)
- <https://www.amazon.in/Plant-Taxonomy-past-present-future-chook/dp/B016021014>
- <https://www.instructables.com/How-to-Make-a-Cladogram/>
- [file:///C:/Users/user/Downloads/ajol-file-journals 452 articles 122070 submission\\_proof 122070-5365-335203-1-10-20150914%20\(1\).pdf](file:///C:/Users/user/Downloads/ajol-file-journals 452 articles 122070 submission_proof 122070-5365-335203-1-10-20150914%20(1).pdf)

#### Online Resources–

##### ➤ e-Resources / e-books and e-learning portals

- [www.swayam.ac.in](http://www.swayam.ac.in)
- [www.ignou.ac.in](http://www.ignou.ac.in)
- [www.egyankosh.ac.in](http://www.egyankosh.ac.in)
- [www.iitm.ac.in](http://www.iitm.ac.in)
- [www.eskillindia.org](http://www.eskillindia.org)
- [www.eshiksha.mp.gov.in](http://www.eshiksha.mp.gov.in)
- [www.vlab.co.in](http://www.vlab.co.in)
- [www.internshala.com](http://www.internshala.com)
- [www.ndl.iitkgp.ac.in](http://www.ndl.iitkgp.ac.in)

## PART -D: Assessment and Evaluation

### Suggested Continuous Evaluation Methods:

Maximum Marks: 50 Marks

Continuous Internal Assessment (CIA): 15 Marks

End Semester Exam (ESE): 35 Marks

Continuous Internal Assessment (CIA): 15 (By Course Teacher)

Internal Test / Quiz-(2): 10 & 10  
Assignment/Seminar + Attendance - 05  
Total Marks - 15

Better marks out of the two Test / Quiz + obtained marks in Assignment shall be considered against 15 Marks

End Semester Exam (ESE): 35

Laboratory / Field Skill Performance: On spot Assessment  
A. Performed the Task based on lab. work - 20 Marks  
B. Spotting based on tools & technology (written) – 10 Marks  
C. Viva-voce (based on principle/technology) - 05 Marks

Managed by Course teacher as per lab. status

Name and Signature of Convener & Members of CBoS:

① R. Sivas  
② Khande  
③ Mz

④ Mz

⑤ Mz

⑥ Mz

⑦ Mz

⑧ Mz

⑨ Mz

⑩ Mz

**FOUR YEAR UNDERGRADUATE PROGRAM (2024 – 28)**

**DEPARTMENT OF BOTANY**

**COURSE CURRICULUM**

<b>PART- A: Introduction</b>			
Program: Bachelor in Life Science (Honors)		Semester - VII	Session: 2024-2025
1	Course Code	BOSE-06 T	
2	Course Title	Plant breeding and Seed technology	
3	Course Type	Discipline specific Elective (DSE)	
4	Pre-requisite (if, any)	As per program	
5	Course Learning Outcomes (CLO)	At the end of this course, the students will be able to > Gain knowledge and comprehension of the breeding systems > knowledge of reproductive biology in angiosperms to address real-world challenges related to plant breeding, crop production, and conservation. provide students with a comprehensive understanding of plant breeding principles and techniques.	
6	Credit Value	3 Credits	Credit = 15 Hours - learning & Observation
7	Total Marks	Max. Marks: 100	Min Passing Marks: 40
<b>PART -B: Content of the Course</b>			
Total No. of Teaching-learning Periods (01 Hr. per period) - 45 Periods (45 Hours)			
Unit	Topics (Course contents)		No. of Period
I	Plant breeding: Introduction and objectives. Breeding systems: modes of reproduction in crop plants. Important achievements and undesirable consequences of plant breeding.		12
II	Methods of crop improvement: Introduction: Centers of origin and domestication of crop plants, plant genetic resources; Acclimatization; Selection methods: For self pollinated, cross pollinated and vegetatively propagated plants; Hybridization: For self, cross and vegetatively propagated plants – Procedure, advantages and limitations. Role of mutations; Polyploidy; Distant hybridization and role of biotechnology in crop improvement.		11
III	Breeding Methods for Stress Resistance: Breeding for drought, salinity, heat, cold, disease and insect resistance, breeding for protein and oil quality. Heterosis and inbreeding depression, hybrid and synthetic varieties. Hardy-Weinberg law, systems of mating.		11
IV	Seed Technology: Principle & Concept of Seed Technology. Quality seeds, Indian seed act. Classes of quality seeds - breeder, foundation, registered and certified seeds, operations essential for seed production, seed processing, certification and maintenance storage of improved seeds, seed productions organizations- national and state seed corporations and private seed companies. Artificial seeds, terminator seeds.		11
Keywords	Breeding, Heterosis, Self incompatibility, Hybridization.		

Signature of Convener & Members (CBoS) :

<p>① R. Prasad</p> <p>② S. Prasad</p> <p>③ M. S.</p> <p>④ S. S.</p> <p>⑤ S. S.</p> <p>⑥ A. S.</p>	<p>⑦ S. S.</p> <p>⑧ S. S.</p> <p>⑨ S. S.</p> <p>⑩ S. S.</p>
---	---

## PART-C: Learning Resources

### Text Books, Reference Books and Others

#### Text Books Recommended –

1. Plant breeding by B.D Singh.
2. BD Singh (2003) Plant Breeding. Kalyani Publishers
3. PLANT BREEDING: PRINCIPLE AND METHODS B D SINGH - IN HINDI
4. Sharma JR (1994) Principles and Practices of Plant Breeding. Tata McGraw-Hill Pub. Co. New Delhi.
5. Chaudhari, H.K. (1984). Elementary Principles of Plant Breeding. Oxford – IBH.
6. Acquaah, G. (2007). Principles of Plant Genetics & Breeding. Blackwell Publishing.
7. Agrawal, P.K. 1993, Hand Book of Seed Technology, Dept. of Agriculture and Cooperation, National Seed Corporation Ltd., New Delhi.

#### Reference Books Recommended –

1. Allard (1960) Principles of Plant Breeding. John Wiley and Sons, Inc. New York.
2. Hayes, Immer and Smith (1955) Methods of Plant Breeding, MacGraw-Hill Book Co. Inc. New York.
3. Jonossy and Lupton (1976) Heatersis in Plant Breeding. Elsevier, Amsterdam.
4. Poehlman and Borthakur (1969) Breeding Asian Field Crops With Special Reference To Crops I India. Oxford and IBH Publishing Company, New Delhi.

#### Online Resources–

##### ➤ e-Resources / e-books and e-learning portals

1. <https://chrome-extension://efaidnbmnnnibpcajpcglclefindmkaj/https://courseware.cutm.ac.in/wp-content/uploads/2020/05/Download-Notes-8.pdf>
2. <https://chrome-extension://efaidnbmnnnibpcajpcglclefindmkaj/http://www.eagri.org/eagri50/GBPR211/lec16.pdf>
3. <https://chrome-extension://efaidnbmnnnibpcajpcglclefindmkaj/http://www.eagri.org/eagri50/GBPR211/lec16.pdf>
4. <https://www.sciencelearn.org.nz/resources/77-pollination-and-fertilisation>
5. <https://www.crops.org/about-crops/seed-technology#:~:text=What%20is%20seed%20technology%3F,that%20people%20and%20livestock%20eat.>
6. <https://plantbreeding2010.blogspot.com/2020/12/seed-and-seed-technology-introduction.html>
7. <https://www.nature.com/articles/s41477-018-0309-4>

#### Online Resources–

##### ➤ e-Resources / e-books and e-learning portals

- [www.swayam.ac.in](http://www.swayam.ac.in)
- [www.ignou.ac.in](http://www.ignou.ac.in)
- [www.egyankosh.ac.in](http://www.egyankosh.ac.in)
- [www.iitm.ac.in](http://www.iitm.ac.in)
- [www.eskillindia.org](http://www.eskillindia.org)
- [www.eshiksha.mp.gov.in](http://www.eshiksha.mp.gov.in)
- [www.vlab.co.in](http://www.vlab.co.in)
- [www.internshala.com](http://www.internshala.com)
- [www.ndl.iitkgp.ac.in](http://www.ndl.iitkgp.ac.in)

## PART -D: Assessment and Evaluation

### Suggested Continuous Evaluation Methods:

Maximum Marks: 100 Marks

Continuous Internal Assessment (CIA): 30 Marks

End Semester Exam (ESE): 70 Marks

Continuous Internal Assessment (CIA): 30 (By Course Teacher)	Internal Test / Quiz-(2): 20 +20	Better marks out of the two Test / Quiz + obtained marks in Assignment shall be considered against 30 Marks
	Assignment / Seminar - 10 Total Marks - 30	
End Semester Exam (ESE): 70	Two section – A & B Section A: Q1. Objective – 10 x1= 10 Mark; Q2. Short answer type- 5x4 =20 Marks Section B: Descriptive answer type qts., 1out of 2 from each unit-4x10=40 Marks	

Name and Signature of Convener & Members of CBoS:

① R. P. Singh  
② S. K. Singh  
③ M. Singh

④ S. K. Singh  
⑤ S. K. Singh  
⑥ S. K. Singh

⑦ S. K. Singh  
⑧ S. K. Singh  
⑨ S. K. Singh  
⑩ S. K. Singh

**FOUR YEAR UNDERGRADUATE PROGRAM (2024 – 28)**

**DEPARTMENT OF BOTANY**

**COURSE CURRICULUM**

<b>PART- A: Introduction</b>			
Program: Bachelor in Life Science (Honors)		Semester - VII	Session: 2024-2025
1	Course Code	BOSE-06 P	
2	Course Title	Lab. Course- 06 (Plant breeding and Seed Technology)	
3	Course Type	Laboratory course	
4	Pre-requisite (if, any)	As per program	
5	Course Learning Outcomes (CLO)	At the end of the course students will be - ➤ Idea of seeds which carries a new generation. ➤ Knowledge of plant breeding techniques. ➤ Knowledge of breeding methods for stress tolerance. ➤ Idea of seed processing and certification of seeds.	
6	Credit Value	1 Credits	Credit =30 Hours Laboratory or Field learning/Training
7	Total Marks	Max. Marks: 50	Min Passing Marks: 20
<b>PART -B: Content of the Course</b>			
Total No. of learning-Training/performance Periods: 30 Periods (30 Hours)			
Module	Topics (Course contents)		No. of Period
Lab./Field Training/ Experiment Contents of Course	1. Study of seed parts 2. Collection of different types of mature seeds 3. Techniques of hybridization- Emasculation. 4. Techniques of hybridization - Bagging and tagging. 5. Study of vegetatively grown plants part of your locality 6. Collection of seeds of different varieties of locally grown crops. 7. Inter-varietal cross in an ornamental plant. 8. Visit to state and national seed corporation companies and prepare a report.		<b>30</b>
Keywords	Seed, Emasculation, Bagging and tagging.		

Signature of Convener & Members (CBoS) :

**PART-C: Learning Resources**

① Biver  
 ② Rando  
 ③ My  
 ④ [Signature]  
 ⑤ [Signature]  
 ⑥ [Signature]

⑦ [Signature]  
 ⑧ [Signature]  
 ⑨ [Signature]  
 ⑩ [Signature]

Text Books, Reference Books and Others		
<b>Text Books Recommended –</b>		
<ol style="list-style-type: none"> <li>1. Allard (1960) Principles of Plant Breeding. John Wiley and Sons, Inc. New York.</li> <li>2. Hayes, Immer and Smith (1955) Methods of Plant Breeding, MacGraw- Hil Book Co. Inc. New York.</li> <li>3. Plant breeding by B.D Singh</li> </ol>		
<b>Reference Books Recommended –</b>		
<ol style="list-style-type: none"> <li>1. Jonossy and Lupton (1976) Heatersis in Plant Breeding. Elsevier, Amsterdam.</li> <li>2. Poehlman and Borthakur (1969) Breeding Asian Field Crops With Special Reference To Crops I India. Oxford and IBH Publishing Company, New Delhi.</li> </ol>		
<b>Online Resources–</b>		
<ul style="list-style-type: none"> <li>➤ e-Resources / e-books and e-learning portals</li> <li>➤ <a href="https://www.merriam-webster.com/dictionary/emasculate">https://www.merriam-webster.com/dictionary/emasculate</a></li> <li>➤ <a href="https://agritech.tnau.ac.in/crop_improvement/crop_imprv_emasulation_cereals.html">https://agritech.tnau.ac.in/crop_improvement/crop_imprv_emasulation_cereals.html</a></li> <li>➤ <a href="https://www.toppr.com/guides/biology/reproduction-in-organisms/vegetative-propagation/#:~:text=Vegetative%20Propagation%20by%20Roots,example%2C%20Sweet%20potato%20and%20Dahlia.">https://www.toppr.com/guides/biology/reproduction-in-organisms/vegetative-propagation/#:~:text=Vegetative%20Propagation%20by%20Roots,example%2C%20Sweet%20potato%20and%20Dahlia.</a></li> </ul>		
<b>Online Resources–</b>		
<ul style="list-style-type: none"> <li>➤ e-Resources / e-books and e-learning portals</li> <li>➤ <a href="http://www.swayam.ac.in">www.swayam.ac.in</a></li> <li>➤ <a href="http://www.ignou.ac.in">www.ignou.ac.in</a></li> <li>➤ <a href="http://www.egyankosh.ac.in">www.egyankosh.ac.in</a></li> <li>➤ <a href="http://www.iitm.ac.in">www.iitm.ac.in</a></li> <li>➤ <a href="http://www.eskillindia.org">www.eskillindia.org</a></li> <li>➤ <a href="http://www.eshiksha.mp.gov.in">www.eshiksha.mp.gov.in</a></li> <li>➤ <a href="http://www.vlab.co.in">www.vlab.co.in</a></li> <li>➤ <a href="http://www.internshala.com">www.internshala.com</a></li> <li>➤ <a href="http://www.ndl.iitkgp.ac.in">www.ndl.iitkgp.ac.in</a></li> </ul>		
PART -D: Assessment and Evaluation		
<b>Suggested Continuous Evaluation Methods:</b>		
<b>Maximum Marks:</b>		<b>50 Marks</b>
<b>Continuous Internal Assessment (CIA):</b>		<b>15 Marks</b>
<b>End Semester Exam (ESE):</b>		<b>35 Marks</b>
<b>Continuous Internal Assessment (CIA): 15 (By Course Teacher)</b>	Internal Test / Quiz-(2): <b>10 &amp; 10</b> Assignment/Seminar +Attendance - <b>05</b> Total Marks - <b>15</b>	Better marks out of the two Test / Quiz + obtained marks in Assignment shall be considered against <b>15 Marks</b>
<b>End Semester Exam (ESE): 35</b>	<b>Laboratory / Field Skill Performance: On spot Assessment</b> A. Performed the Task based on lab. work - <b>20 Marks</b> B. Spotting based on tools & technology (written) – <b>10 Marks</b> C. Viva-voce (based on principle/technology) - <b>05 Marks</b>	<b>Managed by Course teacher as per lab. status</b>

Name and Signature of Convener & Members of CBoS:

① R. Sivan  
 ② R. Sivan  
 ③ [Signature]  
 ④ [Signature]  
 ⑤ [Signature]  
 ⑥ [Signature]

⑦ [Signature]  
 ⑧ [Signature]  
 ⑨ [Signature]  
 ⑩ [Signature]

**FOUR YEAR UNDERGRADUATE PROGRAM (2024 – 28)**

**DEPARTMENT OF BOTANY  
COURSE CURRICULUM**

<b>PART- A: Introduction</b>			
<b>Program: Bachelor in Life Science (Honors)</b>		<b>Semester - VII</b>	<b>Session: 2024-2025</b>
1	Course Code	BOSE-07 T	
2	Course Title	Instrumentation and biochemical technology	
3	Course Type	Discipline specific Elective (DSE)	
4	Pre-requisite (if, any)	As per program	
5	Course Learning Outcomes (CLO)	At the end of this course, the students will be able to > Develop a solid understanding of different analytical methods and instruments used in plant sciences. > Acquire practical skills in sample preparation, data collection, and data analysis using analytical techniques. > Understand the working principles of important instrumentation tools. > Understand modern technologies in the field of Biochemistry	
6	Credit Value	3 Credits	Credit = 15 Hours - learning & Observation
7	Total Marks	Max. Marks: 100	Min Passing Marks: 40
<b>PART -B: Content of the Course</b>			
Total No. of Teaching-learning Periods (01 Hr. per period) - 45 Periods (45 Hours)			
Unit	Topics (Course contents)		No. of Period
I	<ul style="list-style-type: none"> <li>Principles of microscopy; Light microscopy; Fluorescence microscopy; Confocal microscopy;</li> <li>Use of fluorochromes in : (a) Flow cytometry (b) fluorescence microscopy: for Chromosome banding</li> <li>Phase contrast, electron, scanning and transmission electron microscopy,</li> <li>Single and double staining techniques for light microscopy for temporary and permanent slides</li> <li>Stain techniques: Single and double staining.</li> </ul>		12
II	Instruments: Salient features, Principle and applications. <ul style="list-style-type: none"> <li>Autoclave,</li> <li>Oven,</li> <li>Laminar air flow,</li> <li>Centrifuge.</li> <li>Colorimetry</li> <li>Spectrophotometry,</li> <li>Fermenters.,</li> <li>Water bath,</li> <li>pH meter</li> </ul>		11
III	<ul style="list-style-type: none"> <li>Chromatography: Principle and its application in biological research: Paper chromatography, Column chromatography, Affinity chromatography, TLC, GLC, HPLC.</li> <li>Electrophoresis: AGE, PAGE, SDS-PAGE.</li> <li>Radioisotopes: Principles and its application in biological research.</li> <li>ELISA test</li> </ul>		11
IV	Biochemical Technology, Biofuel, CRISPR Technology Genetic Engineering, Vaccine, Biodegradable plastics Gene Therapy, DNA fingerprinting, GMO food, Pest resistant crops.		11
Keywords	Microscope, biochemical technology		

Microscopy

Instrumentation

Chromatography & Advance Techniques

Biochemical Technology & Genetic Engineering

Signature of Convener & Members (CBOS) :

① Ramesh  
 ② Ramesh  
 ③ Ramesh  
 ④ Ramesh  
 ⑤ Ramesh  
 ⑥ Ramesh  
 ⑦ Ramesh  
 ⑧ Ramesh  
 ⑨ Ramesh  
 ⑩ Ramesh

### PART-C: Learning Resources

Text Books, Reference Books and Others

*Text Books Recommended –*

1. Bioinstrumentation by L. VEERAKUMARI

*Reference Books Recommended –*

1. Biological Instrumentation & Methodology by Bajpai P. K.

Online Resources–

➤ e-Resources / e-books and e-learning portals

1. [https://sist.sathyabama.ac.in/sist\\_coursematerial/uploads/SMB2103.pdf](https://sist.sathyabama.ac.in/sist_coursematerial/uploads/SMB2103.pdf)
2. [https://cbpbu.ac.in/userfiles/file/2020/STUDY\\_MAT/ZOO/PK%20\(4\).pdf](https://cbpbu.ac.in/userfiles/file/2020/STUDY_MAT/ZOO/PK%20(4).pdf)
3. <https://kanchiuniv.ac.in/coursematerials/Biomedical%20instrumentation.pdf>

Online Resources–

➤ e-Resources / e-books and e-learning portals

- [www.swayam.ac.in](http://www.swayam.ac.in)
- [www.ignou.ac.in](http://www.ignou.ac.in)
- [www.egyankosh.ac.in](http://www.egyankosh.ac.in)
- [www.iitm.ac.in](http://www.iitm.ac.in)
- [www.eskillindia.org](http://www.eskillindia.org)
- [www.eshiksha.mp.gov.in](http://www.eshiksha.mp.gov.in)
- [www.vlab.co.in](http://www.vlab.co.in)
- [www.internshala.com](http://www.internshala.com)
- [www.ndl.iitkgp.ac.in](http://www.ndl.iitkgp.ac.in)

### PART -D: Assessment and Evaluation

Suggested Continuous Evaluation Methods:

Maximum Marks: 100 Marks

Continuous Internal Assessment (CIA): 30 Marks

End Semester Exam (ESE): 70 Marks

Continuous Internal Assessment (CIA): 30 (By Course Teacher)	Internal Test / Quiz-(2): 20 +20	Better marks out of the two Test / Quiz + obtained marks in Assignment shall be considered against 30 Marks
	Assignment / Seminar - 10	
	Total Marks - 30	
End Semester Exam (ESE): 70	Two section – A & B Section A: Q1. Objective – 10 x1= 10 Mark; Q2. Short answer type- 5x4 =20 Marks Section B: Descriptive answer type qts., 1out of 2 from each unit-4x10=40 Marks	

Name and Signature of Convener & Members of CBoS:

- ① R. Sree
- ② Renuka
- ③ R. Sree
- ④ R. Sree
- ⑤ R. Sree
- ⑥ R. Sree
- ⑦ R. Sree
- ⑧ R. Sree
- ⑨ R. Sree
- ⑩ R. Sree

**FOUR YEAR UNDERGRADUATE PROGRAM (2024 – 28)**

**DEPARTMENT OF BOTANY**

**COURSE CURRICULUM**

<b>PART- A: Introduction</b>			
Program: Bachelor in Life Science (Honors)		Semester - VII	Session: 2024-2025
1	Course Code	BOSE-07 P	
2	Course Title	Lab. course -07(Instrumentation and Biochemical Technology)	
3	Course Type	Laboratory course	
4	Pre-requisite (if, any)	As per program	
5	Course Learning Outcomes (CLO)	At the end of this course, the students will be able to get. ➤ Knowledge about Bio Instruments. ➤ Understand different parameters of instrumentation. ➤ Operation and handling of latest equipments	
6	Credit Value	1 Credits	Credit =30 Hours Laboratory or Field learning/Training
7	Total Marks	Max. Marks: 50	Min Passing Marks: 20
<b>PART -B: Content of the Course</b>			
Total No. of learning-Training/performance Periods: 30 Periods (30 Hours)			
Module	Topics (Course contents)		No. of Period
Lab./Field Training/ Experiment Contents of Course	1. Calibration of microscope. 2. Handling of microscope and other instruments. 3. Safety measures in laboratory 4. Principle and application of microscope 5. Principle and application of laboratory instruments-Autoclave, Oven, Laminar air flow, Centrifuge. Colorimetry and Spectrophotometry, Water bath, pH meter 6. Concept of pH and buffer formation 7. Separation of chlorophyll pigment by paper chromatography 8. Separation of chlorophyll pigment by thin layer chromatography (TLC) 9. Study of amino acid and calculation of Rf values by paper chromatography. 10. SDS -PAGE analysis of proteins 11. Quantitative analysis of DNA using colorimeter 12. Preparation of different types of solutions normal, molal and molar. 13. Visit to a nearby well equipped Scientific lab and prepare report.		30
Keywords	microscope, pH, chromatography, solutions, Rf		

Signature of Convener & Members (CBoS) :

① R. P. S. S. S.  
 ② R. P. S. S. S.  
 ③ R. P. S. S. S.  
 ④ R. P. S. S. S.  
 ⑤ R. P. S. S. S.  
 ⑥ R. P. S. S. S.

⑦ R. P. S. S. S.  
 ⑧ R. P. S. S. S.  
 ⑨ R. P. S. S. S.  
 ⑩ R. P. S. S. S.

## PART-C: Learning Resources

### Text Books, Reference Books and Others

#### Text Books Recommended –

1. Experiments In Microbiology, Plant Pathology And Biotechnology By K.R. Aneja. Publisher New Age International

#### Reference book recommended

1. Bioinstrumentation: Research, Development and Applications Hardcover Impert, 31 July 1990 by Donald L. Wise

#### Online Resources–

##### ➤ e-Resources / e-books and e-learning portals

1. <https://www.lumentum.com/en/commercial-lasers/applications/biomedical-and-analytics-instrumentation>
2. <https://www.rgcb.res.in/instraining>
3. [https://admin/uploads/3/PG M.Sc. Botony 34631%20MICROBIOLOGY%20AND%20PLANT%20PATHOLOGY.pdf](https://admin/uploads/3/PG_M.Sc._Botony_34631%20MICROBIOLOGY%20AND%20PLANT%20PATHOLOGY.pdf)

#### Online Resources–

##### ➤ e-Resources / e-books and e-learning portals

- [www.swayam.ac.in](http://www.swayam.ac.in)
- [www.ignou.ac.in](http://www.ignou.ac.in)
- [www.egyankosh.ac.in](http://www.egyankosh.ac.in)
- [www.iitm.ac.in](http://www.iitm.ac.in)
- [www.eskillindia.org](http://www.eskillindia.org)
- [www.eshiksha.mp.gov.in](http://www.eshiksha.mp.gov.in)
- [www.vlab.co.in](http://www.vlab.co.in)
- [www.internshala.com](http://www.internshala.com)
- [www.ndl.iitkgp.ac.in](http://www.ndl.iitkgp.ac.in)

## PART -D: Assessment and Evaluation

### Suggested Continuous Evaluation Methods:

Maximum Marks: 50 Marks

Continuous Internal Assessment (CIA): 15 Marks

End Semester Exam (ESE): 35 Marks

Continuous Internal Assessment (CIA): 15 (By Course Teacher)	Internal Test / Quiz-(2): 10 & 10	Better marks out of the two Test / Quiz + obtained marks in Assignment shall be considered against 15 Marks
	Assignment/Seminar + Attendance - 05 Total Marks - 15	

End Semester Exam (ESE): 35	Laboratory / Field Skill Performance: On spot Assessment	Managed by Course teacher as per lab. status
	A. Performed the Task based on lab. work - 20 Marks	
	B. Spotting based on tools & technology (written) – 10 Marks C. Viva-voce (based on principle/technology) - 05 Marks	

### Name and Signature of Convener & Members of CBoS:

① *[Signature]*  
② *[Signature]*

③ *[Signature]*

④ *[Signature]*

⑤ *[Signature]*

⑥ *[Signature]*

⑦ *[Signature]*

⑧ *[Signature]*

⑨ *[Signature]*

⑩ *[Signature]*

## FOUR YEAR UNDERGRADUATE PROGRAM (2024 – 28)

### DEPARTMENT OF BOTANY COURSE CURRICULUM

<b>PART- A: Introduction</b>			
Program: Bachelor in Life Science (Honors)		Semester - VII	Session: 2024-2025
1	Course Code	BOSE -08 T	
2	Course Title	Growth and Stress Physiology	
3	Course Type	Discipline specific Elective (DSE)	
4	Pre-requisite (if, any)	As per program	
5	Course Learning Outcomes (CLO)	At the end of this course, the students will be able to 1. understand the role of Physiological and metabolic processes for plant growth and development under stress. 2. Assimilate about biochemical constitution of plant diversity. 3. Get acquired the students with complex interaction between organism and environment 4. Understand about the role of hormones in plant development.	
6	Credit Value	3 Credits	Credit = 15 Hours - learning & Observation
7	Total Marks	Max. Marks: 100	Min Passing Marks: 40
<b>PART -B: Content of the Course</b>			
Total No. of Teaching-learning Periods (01 Hr. per period) - 45 Periods (45 Hours)			
Unit	Topics (Course contents)	No. of Period	
<b>I</b>	<b>Plant Growth and Phytohormone</b> ➤ Plant growth curve, sigmoid and J shaped growth. Lag, Log and steady stage. Developmental roles of phytohormones ➤ Auxins, ➤ Gibberellins, ➤ Cytokinins, ➤ ABA, ➤ Ethylene,	12	
<b>II</b>	<b>Movements, Dormancy &amp; Responses</b> ➤ Photoperiodism (SDP, LDP, Day neutral plants); ➤ Phytochrome (discovery, structure and functions), ➤ Seed and bud Dormancy causes and breaking, ➤ Vernalization ➤ Senescence, ➤ Plant movements	11	
<b>III</b>	<b>Planteco-physiology and Stress Physiology:</b> ➤ Concept of Planteco-physiology. ➤ Plant perception, ➤ physiology of ecological considerations. ❖ Hydrophytic, xerophytic morphological and anatomical adaptations in plants	11	
<b>IV</b>	<b>Stress Physiology:</b> Plant responses to biotic and abiotic stress, mechanism of biotic and abiotic tolerance, HR (Hypersensitive Response) and SAR Systemic Acquired Resistance), water deficit and ❖ Drought resistance, ❖ Salinity stress, ❖ metal toxicity, ❖ freezing and heat stress, ❖ oxidative stress.	11	
<b>Keywords</b>		Growth, Phytohormone, Eco-physiology, Vernalization.	
<b>Signature of Convener &amp; Members (CBoS) :</b>			

① R. Sivas  
 ② S. Sundar  
 ③ M. S.

④ S. S.  
 ⑤ S. S.  
 ⑥ S. S.

⑦ S. S.  
 ⑧ S. S.  
 ⑨ S. S.  
 ⑩ S. S.

## PART-C: Learning Resources

### Text Books, Reference Books and Others

#### Text Books Recommended-

1. Galston, A.W., (1989) Life Processes in Plants, Scientific American Library. Springer-Verlag, New York, USA.
2. Hopkins, W.G., (1995) Introduction to Plant Physiology, John Wiley and Sons, Inc. New York, USA.
3. Salisbury, F.B. and Ross, C.W., (1992) Plant Physiology. Wadsworth Publishing Co., California, USA.
4. Denis, D.T., Turpin, D.H. Lefebvre, D.D. & Layzell, D.B. (1997) Plant Metabolism. Longman, Essex, England.

#### Reference Books Recommended –

1. Taiz, L. and Zeiger, E. (1998) Plant Physiology. Sinauer Associates, Inc. Pub., Massachusetts, USA.
2. Rogers, P.P., Jalal, K.F. and Boyd, J.A. (2008). An Introduction to Sustainable Development. Prentice Hall of India Private Limited, New Delhi.

#### Online Resources–

- e-Resources / e-books and e-learning portals  
<https://link.springer.com/book/10.1007/978-3-030-78420-1>  
<https://uou.ac.in/sites/default/files/slm/MSCBOT-601.pdf>  
<https://www.researchgate.net/publication/347908867> Stress Physiology in Plants
- [https://www.esalq.usp.br/lepse/imgs/conteudo\\_thumb/Plant-stress-physiology.pdf](https://www.esalq.usp.br/lepse/imgs/conteudo_thumb/Plant-stress-physiology.pdf)

#### Online Resources–

- e-Resources / e-books and e-learning portals
- [www.swayam.ac.in](http://www.swayam.ac.in)
- [www.ignou.ac.in](http://www.ignou.ac.in)
- [www.egyankosh.ac.in](http://www.egyankosh.ac.in)
- [www.iitm.ac.in](http://www.iitm.ac.in)
- [www.eskillindia.org](http://www.eskillindia.org)
- [www.eshiksha.mp.gov.in](http://www.eshiksha.mp.gov.in)
- [www.vlab.co.in](http://www.vlab.co.in)
- [www.internshala.com](http://www.internshala.com)
- [www.ndl.iitkgp.ac.in](http://www.ndl.iitkgp.ac.in)

## PART -D: Assessment and Evaluation

### Suggested Continuous Evaluation Methods:

Maximum Marks: 100 Marks

Continuous Internal Assessment (CIA): 30 Marks

End Semester Exam (ESE): 70 Marks

Continuous Internal Assessment (CIA): 70 (By Course Teacher)	Internal Test / Quiz-(2): 20 + 20	Better marks out of the two Test / Quiz + obtained marks in Assignment shall be considered against 30 Marks
	Assignment / Seminar - 10	
	Total Marks - 30	
End Semester Exam (ESE): 30	Two section – A & B Section A: Q1. Objective – 10 x 1 = 10 Mark; Q2. Short answer type- 5x4 = 20 Marks Section B: Descriptive answer type qts., 1 out of 2 from each unit- 4x10 = 40 Marks	

### Name and Signature of Convener & Members of CBoS:

- ① Rishi
- ② Reetu
- ③ h3
- ④ [Signature]
- ⑤ Asmita
- ⑥ Shant

- ⑦ Anellina
- ⑧ [Signature]
- ⑨ [Signature]
- ⑩ [Signature]

**FOUR YEAR UNDERGRADUATE PROGRAM (2024 – 28)**

**DEPARTMENT OF BOTANY**

**COURSE CURRICULUM**

<b>PART- A: Introduction</b>			
Program: Bachelor in Life Science (Honors)		Semester - VII	Session: 2024-2025
1	Course Code	BOSE-08 P	
2	Course Title	Lab. Course -08 (Growth and stress physiology)	
3	Course Type	Laboratory course	
4	Pre-requisite (if, any)	As per program	
5	Course Learning Outcomes (CLO)	After the completion of the course the students will be able to: <ol style="list-style-type: none"> <li>1. Understand the role of Physiological and metabolic processes for plant growth and development under stress.</li> <li>2. Assimilate about biochemical constitution of plant diversity</li> <li>3. Effect of phytohormones on plants.</li> <li>4. Understand different physiological processes of plants.</li> </ol>	
6	Credit Value	1 Credits	Credit =30 Hours Laboratory or Field learning/Training
7	Total Marks	Max. Marks: 50	Min Passing Marks: 20
<b>PART -B: Content of the Course</b>			
Total No. of learning-Training/performance Periods: 30 Periods (30 Hours)			
Module	Topics (Course contents)		No. of Period
Lab./Field Training/ Experiment Contents of Course	<ol style="list-style-type: none"> <li>1. <i>Avena</i> curvature test of Auxin.</li> <li>2. Expression of bolting in cabbage.</li> <li>3. Induction of lateral branches by cytokinin.</li> <li>4. Demonstration of plasmolysis and deplasmolysis in plant cell.</li> <li>5. Potato osmoscope for osmosis.</li> <li>6. Demonstration of transpiration.</li> <li>7. Measurement of transpiration rate by Farmers/ Ganong's potometer.</li> <li>8. Extraction of seed proteins depending upon solubility.</li> <li>9. Fractionation of proteins using gel filtration chromatography</li> <li>10. Principle of colorimetry, spectrophotometry and fluorimetry.</li> </ol>		30
Keywords	Bolting, chlorophyll, osmosis, chromatography.		

Signature of Convener & Members (CBoS) :

① RDPose	⑦ Gulshan
② Renuka	⑧ Smiley
③ [Signature]	⑨ [Signature]
④ [Signature]	⑩ [Signature]
⑤ [Signature]	
⑥ [Signature]	

## PART-C: Learning Resources

### Text Books, Reference Books and Others

#### Text Books Recommended –

1. Practical Plant Physiology Hardcover – 1 January 2015 by R. Sivakumar, Narendra Publishing
2. PRACTICALS IN PLANT PHYSIOLOGY AND BIOCHEMISTRY MANJU BALA, SUNITA GUPTA, N.K GUPTA & M.K. SANGHA Scientific Publishers
3. A Practical Manual on Fundamentals of Plant Physiology Paperback – 16 September 2022 by R. K. Samaiya Subrata Sharma, Gyanendra Tiwari, R. Shivraj krishnan, Sunil Pandey, Preeti Sagar Nayak (Author) BFC PUBLICATIONS PVT LTD

#### Reference Books Recommended –

1. Practical Manual Experimental Plant Physiology and Biochemistry Manual Paperback – 1 January 2023 by Rajesh Kumar Asok Kumar Bera, Bandana Bose (Author) Publisher- Science Technology

#### Online Resources–

- e-Resources / e-books and e-learning portals
- <https://www.britannica.com/science/transpiration>
- <https://www.frontiersin.org/articles/10.3389/fagro.2022.765068/full>
- <https://www.sciencedirect.com/science/article/abs/pii/S0176161796802872>

#### Online Resources–

- e-Resources / e-books and e-learning portals
- [www.swayam.ac.in](http://www.swayam.ac.in)
- [www.ignou.ac.in](http://www.ignou.ac.in)
- [www.egyankosh.ac.in](http://www.egyankosh.ac.in)
- [www.iitm.ac.in](http://www.iitm.ac.in)
- [www.eskillindia.org](http://www.eskillindia.org)
- [www.eshiksha.mp.gov.in](http://www.eshiksha.mp.gov.in)
- [www.vlab.co.in](http://www.vlab.co.in)
- [www.internshala.com](http://www.internshala.com)
- [www.ndl.iitkgp.ac.in](http://www.ndl.iitkgp.ac.in)

## PART -D: Assessment and Evaluation

### Suggested Continuous Evaluation Methods:

Maximum Marks: 50 Marks

Continuous Internal Assessment (CIA): 15 Marks

End Semester Exam (ESE): 35 Marks

Continuous Internal Assessment (CIA): 35 (By Course Teacher)	Internal Test / Quiz-(2): 10 & 10 Assignment/Seminar +Attendance - 05 Total Marks - 15	Better marks out of the two Test / Quiz + obtained marks in Assignment shall be considered against 15 Marks
End Semester Exam (ESE): 15	Laboratory / Field Skill Performance: On spot Assessment A. Performed the Task based on lab. work - 20 Marks B. Spotting based on tools & technology (written) – 10 Marks C. Viva-voce (based on principle/technology) - 05 Marks	Managed by Course teacher as per lab. status

### Name and Signature of Convener & Members of CBoS:

① R. Sivas  
② R. Sivas  
③ R. Sivas  
④ R. Sivas  
⑤ R. Sivas  
⑥ R. Sivas

⑦ R. Sivas  
⑧ R. Sivas  
⑨ R. Sivas  
⑩ R. Sivas

**FOUR YEAR UNDERGRADUATE PROGRAM (2024 – 28)**

**DEPARTMENT OF BOTANY**

**COURSE CURRICULUM**

<b>PART- A: Introduction</b>			
<b>Program: Bachelor in Life Science (Honors)</b>		<b>Semester -VIII</b>	<b>Session: 2024-2025</b>
1	Course Code	BOSE -09 T	
2	Course Title	Plant Biotechnology and Crop Improvement	
3	Course Type	Discipline specific Elective (DSE)	
4	Pre-requisite (if, any)	As per program	
5	Course Learning Outcomes (CLO)	<input type="checkbox"/> At the end of this course, the students will be able to <ul style="list-style-type: none"> <li>➤ The basic concept, scope and significance of Biotechnology.</li> <li>➤ Micropropagation using meristem and shoot culture to produce large number of identical individuals.</li> <li>➤ The role of biotechnology in crop improvement.</li> <li>➤ Various applications of Biotechnology in different fields.</li> </ul>	
6	Credit Value	3 Credits	Credit = 15 Hours - learning & Observation
7	Total Marks	Max. Marks: 100	Min Passing Marks: 40
<b>PART -B: Content of the Course</b>			
Total No. of Teaching-learning Periods (01 Hr. per period) - 45 Periods (45 Hours)			
Unit	Topics (Course contents)		No. of Period
I	<b>Fundamentals of Biotechnology:</b> Basic concepts, principles and scope. <b>Plant Cell and Tissue Culture:</b> General concept, history, scope, totipotency, concept of cellular differentiation, tissue culture media and explants. Applications of Plant Biotechnology.		12
II	<b>Organogenesis and Embryogenesis:</b> Concept of morphogenesis, organogenesis and embryogenesis; Fundamental aspects of organogenesis in plant tissue culture, factors influencing organogenesis; somatic embryogenesis and androgenesis - mechanism, techniques and utility.		11
III	<b>Somatic Hybridization:</b> Concept of somatic fusion and hybridization; Protoplast isolation, fusion and culture, hybrid selection and regeneration; progress, possibilities, achievements and limitations of protoplast research.		11
IV	<b>Application of Plant Tissue Culture in crop improvement:</b> Clonal propagation, artificial seed, production of hybrids and soma clones, Soma clonal variation – cause & advantages and its application in crop improvement; production of secondary metabolites / natural products, cryopreservation and germplasm storage.		11 (11Hr)
Keywords	Biotechnology, Tissue Culture, Crop improvement, Clonal propagation		

**Signature of Convener & Members (CBoS) :**

① R. Dives  
 ② K. Suresh  
 ③ M. S. Reddy  
 ④ H. S. Reddy  
 ⑤ S. S. Reddy  
 ⑥ A. S. Reddy  
 ⑦ S. S. Reddy  
 ⑧ S. S. Reddy  
 ⑨ S. S. Reddy

## PART-C: Learning Resources

### Text Books, Reference Books and Others

#### Text Books Recommended –

1. Bhojwani, S. S and Razdan, N.K. (1996) Plant Tissue Culture: Theory and Practice, Elsevier Science Publishers, New York, USA
2. Kartha, K.K. (1985) Cryopreservation of Plant Cells and Organs. CRC Press, Boca Raton, Florida, USA.
3. Vasil, I. K. and Thorbe, T. A. (1994) Plant Cell and Tissue Culture. Kluwer Academic Publishers, Netherlands.

#### Reference Books Recommended –

1. Smith, R. H. (2000) Plant Tissue Culture; Techniques and Experiments, Academic Press, New York.
2. Collins, H.A. and Edwards, S. (1998) Plant Cell Culture, Bios. Scientific Publisher Oxford, U.K.

#### Online Resources–

- e-Resources / e-books and e-learning portals
- <https://www.sciencedirect.com/topics/biochemistry-genetics-and-molecular-biology/plant-biotechnology#:~:text=Plant%20Tissue%20Culture%2DBased%20Industries&text=Plant%20tissue%20culture%20in%20agricultural,into%20next%20step%20of%20commercialization.>
- <https://www.nifa.usda.gov/grants/programs/biotechnology-programs/plant-biotechnology>
- <https://agricultureandfoodsecurity.biomedcentral.com/articles/10.1186/s40066-022-00369-2>
- 

#### Online Resources–

- e-Resources / e-books and e-learning portals
- [www.swayam.ac.in](http://www.swayam.ac.in)
- [www.ignou.ac.in](http://www.ignou.ac.in)
- [www.egyankosh.ac.in](http://www.egyankosh.ac.in)
- [www.iitm.ac.in](http://www.iitm.ac.in)
- [www.eskillindia.org](http://www.eskillindia.org)
- [www.eshiksha.mp.gov.in](http://www.eshiksha.mp.gov.in)
- [www.vlab.co.in](http://www.vlab.co.in)
- [www.internshala.com](http://www.internshala.com)
- [www.ndl.iitkgp.ac.in](http://www.ndl.iitkgp.ac.in)

## PART -D: Assessment and Evaluation

### Suggested Continuous Evaluation Methods:

Maximum Marks: 100 Marks

Continuous Internal Assessment (CIA): 30 Marks

End Semester Exam (ESE): 70 Marks

Continuous Internal Assessment (CIA):30 (By Course Teacher)	Internal Test / Quiz-(2): 20 +20	Better marks out of the two Test / Quiz + obtained marks in Assignment shall be considered against 30 Marks
	Assignment / Seminar - 10 Total Marks - 30	
End Semester Exam (ESE): 70	Two section – A & B Section A: Q1. Objective – 10 x1= 10 Mark; Q2. Short answer type- 5x4 =20 Marks Section B: Descriptive answer type qts., 1out of 2 from each unit-4x10=40 Marks	

### Name and Signature of Convener & Members of CBoS:

① R. Purohit  
② S. K. Saha  
③ M. S. Ghosh  
④ H. S. Ghosh  
⑤ A. S. Ghosh  
⑥ A. S. Ghosh

⑦ M. S. Ghosh  
⑧ M. S. Ghosh  
⑨ H. S. Ghosh  
⑩ M. S. Ghosh

**FOUR YEAR UNDERGRADUATE PROGRAM (2024 – 28)**

**DEPARTMENT OF BOTANY**

**COURSE CURRICULUM**

<b>PART- A: Introduction</b>			
<b>Program: Bachelor in Life Science (Honors)</b>		<b>Semester - VIII</b>	<b>Session: 2024-2025</b>
1	<b>Course Code</b>	<b>BOSE-09 P</b>	
2	<b>Course Title</b>	<b>Lab. Course -09 (Plant biotechnology and crop improvement)</b>	
3	<b>Course Type</b>	<b>Laboratory course</b>	
4	<b>Pre-requisite (if, any)</b>	<b>As per program</b>	
5	<b>Course Learning Outcomes (CLO)</b>	At the end of this course, the students will be able to understand- ➤ The basic techniques of Plant Tissue Culture. ➤ Screening programmes of cells, rather than plants, for advantageous characters. ➤ The biochemical and physiological aspects of plant growth. ➤ How to explore entrepreneurship avenues in this field.	
6	<b>Credit Value</b>	<b>1 Credits</b>	<b>Credit =30 Hours Laboratory or Field learning/Training</b>
7	<b>Total Marks</b>	<b>Max. Marks: 50</b>	<b>Min Passing Marks: 20</b>
<b>PART -B: Content of the Course</b>			
<b>Total No. of learning-Training/performance Periods: 30 Periods (30 Hours)</b>			
<b>Module</b>	<b>Topics (Course contents)</b>		<b>No. of Period</b>
<b>Lab./Field Training/ Experiment Contents of Course</b>	1. Familiarization with basic equipments in tissue culture. 2. Preparation of tissue culture (MS) medium. 3. Study of techniques of tissue culture: sterilization of glass wares and plant materials, transfer of explants on culture media, incubation. Up to callus formation 4. Initiation of organogenesis and embryogenesis using appropriate explants. 5. Isolation of plant protoplast by mechanical and enzymatic method 6. Test of viability by tetrazolium chloride (TZ) method. 7. Counting of protoplast in the suspension by haemocytometre method 8. Effect of physical and chemical factors in protoplast yield. 9. Demonstration of protoplast fusion employing PEG. 10. Visit to any tissue culture lab of your locality and a prepare project report.		<b>30</b>
<b>Keywords</b>	Medium, protoplast, tissue culture, TZ		

**Signature of Convener & Members (CBoS) :**

① <i>R. Singh</i>	⑦ <i>Jadhav</i>
② <i>Ramdas</i>	⑧ <i>Prasad</i>
③ <i>M. S.</i>	⑨ <i>H.</i>
④ <i>A. D.</i>	⑩ <i>M. C.</i>
⑤ <i>S. S.</i>	
⑥ <i>R. R.</i>	

## PART-C: Learning Resources

### Text Books, Reference Books and Others

#### Text Books Recommended –

1. "Plant Tissue and Organ Culture fundamental Methods" by Gamburg OL and Philips GC, Publisher – Springer- verlag Heidelberg GmbH & Co. K
2. Practical Biotechnology by Ramadass Jaypee Brothers Medical Publishers

#### Reference Books Recommended

1. Biotechnology : fundamental and application by Ashok Ganguli, Publisher- Oxford book company

#### Online Resources–

- e-Resources / e-books and e-learning portals
- <https://www.sciencedirect.com/topics/biochemistry-genetics-and-molecular-biology/plant-biotechnology#:~:text=Plant%20Tissue%20Culture%2DBased%20Industries&text=Plant%20tissue%20culture%20in%20agricultural,into%20next%20step%20of%20c ommercialization.>
- <https://www.nifa.usda.gov/grants/programs/biotechnology-programs/plant-biotechnology>
- <https://agricultureandfoodsecurity.biomedcentral.com/articles/10.1186/s40066-022-00369-2>

#### Online Resources–

- e-Resources / e-books and e-learning portals
- [www.swayam.ac.in](http://www.swayam.ac.in)
- [www.ignou.ac.in](http://www.ignou.ac.in)
- [www.egyankosh.ac.in](http://www.egyankosh.ac.in)
- [www.iitm.ac.in](http://www.iitm.ac.in)
- [www.eskillindia.org](http://www.eskillindia.org)
- [www.eshiksha.mp.gov.in](http://www.eshiksha.mp.gov.in)
- [www.vlab.co.in](http://www.vlab.co.in)
- [www.internshala.com](http://www.internshala.com)
- [www.ndl.iitkgp.ac.in](http://www.ndl.iitkgp.ac.in)

## PART -D: Assessment and Evaluation

### Suggested Continuous Evaluation Methods:

Maximum Marks: 50 Marks

Continuous Internal Assessment (CIA): 15 Marks

End Semester Exam (ESE): 35 Marks

Continuous Internal Assessment (CIA): 15 (By Course Teacher)	Internal Test / Quiz-(2): 10 & 10	Better marks out of the two Test / Quiz + obtained marks in Assignment shall be considered against 15 Marks
	Assignment/Seminar +Attendance - 05 Total Marks - 15	
End Semester Exam (ESE): 35	Laboratory / Field Skill Performance: On spot Assessment A. Performed the Task based on lab. work - 20 Marks B. Spotting based on tools & technology (written) – 10 Marks C. Viva-voce (based on principle/technology) - 05 Marks	Managed by Course teacher as per lab. status

### Name and Signature of Convener & Members of CBoS:

① R. Sivar  
② R. Sivar  
③ M. Sivar  
④ S. Sivar  
⑤ S. Sivar  
⑥ S. Sivar

⑦ S. Sivar  
⑧ S. Sivar  
⑨ S. Sivar  
⑩ S. Sivar

**FOUR YEAR UNDERGRADUATE PROGRAM (2024 – 28)**

**DEPARTMENT OF BOTANY**

**COURSE CURRICULUM**

<b>PART- A: Introduction</b>			
<b>Program: Bachelor in Life Science (Honors)</b>		<b>Semester - VIII</b>	<b>Session: 2024-2025</b>
1	Course Code	BOSE -10 T	
2	Course Title	Applied Botany and Intellectual property right (IPR)	
3	Course Type	Discipline specific Elective (DSE)	
4	Pre-requisite (if, any)	As per program	
5	Course Learning Outcomes (CLO)	At the end of the course, the students will be able to: <ul style="list-style-type: none"> <li>➤ Understand the scope and importance of Social forestry and establishment of orchard.</li> <li>➤ Learn silvics of some important timber plants of India.</li> <li>➤ Learn post-harvest management, marketing and value addition of commercial ornamental plants.</li> <li>➤ Develop a deep understanding of different forms of intellectual property Rights (IPR)</li> </ul>	
6	Credit Value	3 Credits	Credit = 15 Hours - learning & Observation
7	Total Marks	Max. Marks: 100	Min Passing Marks: 40
<b>PART -B: Content of the Course</b>			
Total No. of Teaching-learning Periods (01 Hr. per period) - 45 Periods (45 Hours)			
Unit	Topics (Course contents)		No. of Period
I	<b>Social forestry:</b> Introduction, Definition, scope and objectives of social forestry. Classification of social forestry, Economic importance of social forestry, important scheme, choice of species for reclamation of waste land, over damp area, saline and alkaline area <b>.Layout and Establishment of Orchards:</b> Pruning and training; propagation, Climatic requirement and cultivation of fruits like Mango, Banana, Citrus, Guava.		12
II	<b>Silviculture:</b> Definition, objective and scope of silviculture. Status of forest in India and their role. Trees and their distinguishing features. Regeneration: Natural, artificial and factors Affecting it. Regeneration Survey. Tending operation: Weeding, cleaning, thinning and improvement felling. Silvics of important forest tree species e.g. Teak, Shorea, Sheesam .		11
III	<b>Floriculture;</b> History of Floriculture. Importance and scope of floriculture in India. Flower production -water and nutrient management, weed management, thinning and pruning, disbudding, use of growth regulators, physiological disorders and remedies, Harvesting techniques, post-harvest handling, pre-cooling, pulsing, packing, storage & transportation. Prolonging the vase life of flowers. Marketing and export potential of flowers, institutional support.		11
IV	<b>IPR:</b> Definition and significance of intellectual property rights (IPR), Overview of different types of IPR, including patents and its filing process, copyrights, trademarks their registration and infringement, trade secrets, Historical development and international frame works for protecting IPR, Salient feature of Patent Act 1970.		11
Keywords	Social forestry, Orchard, Harvesting technique, Trademark		

**Signature of Convener & Members (CBoS) :**

① <i>R. S. Rao</i>	⑦ <i>Prabhakar</i>
② <i>Devi</i>	⑧ <i>Sanjay</i>
③ <i>[Signature]</i>	⑨ <i>[Signature]</i>
④ <i>[Signature]</i>	⑩ <i>[Signature]</i>
⑤ <i>[Signature]</i>	
⑥ <i>[Signature]</i>	

## PART-C: Learning Resources

### Text Books, Reference Books and Others

#### Text Books Recommended—

1. S, S, Negi: Social forestry
2. S.A.Shah & K.M.Tiwari: Forestry and people
3. G.P.D.Vyas: Social forestry and rural development
4. Jyoti Rattan 2024.Intellectual Property Rights

#### Reference Books Recommended—

1. Khanna,L.S.(1984).Principles and Practice of Silviculture,Khanna Bhandu,DehraDun.
2. Ram Prakash and L.S.Khanna.(1991)Theory and Practice of Silvicultural systems. International Book Distributors, Dehra Dun.
3. Champman ,G.W.and Allan,T.G.(1978).Establishment Techniques for Forest Plantation F.A.O Forestry Paper No.8. F.A.O Rome.
4. Anonymous.(1976)Indian forest utilization.Volume Iand III CFRE Publication,Dehradun.
5. Mehta,T.(1981)A hand book of forest utilization.Periodical Expert Book Agency,Delhi.298

#### OnlineResources –

##### e-Resources/e-books and e-learning portals

[www.ipindia.gov.in](http://www.ipindia.gov.in)

[www.wipo.int/aboutip/en/](http://www.wipo.int/aboutip/en/)

[www.india.gov.in /topics/agriculture/floriculture](http://www.india.gov.in/topics/agriculture/floriculture)

[https://byjus.com/free-ias-prep/ipr-in-india-upsc notes/](https://byjus.com/free-ias-prep/ipr-in-india-upsc-notes/)

<https://vikaspedia.in/agriculture/farm-based-enterprises/floriculture>

#### Online Resources–

- e-Resources / e-books and e-learning portals
- [www.swayam.ac.in](http://www.swayam.ac.in)
- [www.ignou.ac.in](http://www.ignou.ac.in)
- [www.egyankosh.ac.in](http://www.egyankosh.ac.in)
- [www.iitm.ac.in](http://www.iitm.ac.in)
- [www.eskillindia.org](http://www.eskillindia.org)
- [www.eshiksha.mp.gov.in](http://www.eshiksha.mp.gov.in)
- [www.vlab.co.in](http://www.vlab.co.in)
- [www.internshala.com](http://www.internshala.com)
- [www.ndl.iitkgp.ac.in](http://www.ndl.iitkgp.ac.in)

## PART -D: Assessment and Evaluation

### Suggested Continuous Evaluation Methods:

Maximum Marks: 100 Marks

Continuous Internal Assessment (CIA): 30 Marks

End Semester Exam (ESE): 70 Marks

Continuous Internal Assessment (CIA): 30 (By Course Teacher)

Internal Test / Quiz-(2): 20 +20  
Assignment / Seminar - 10  
Total Marks - 30

Better marks out of the two Test / Quiz + obtained marks in Assignment shall be considered against 30 Marks

End Semester Exam (ESE): 70

Two section – A & B

Section A: Q1. Objective – 10 x1= 10 Mark; Q2. Short answer type- 5x4 =20 Marks  
Section B: Descriptive answer type qts.,1out of 2 from each unit-4x10=40 Marks

Name and Signature of Convener & Members of CBoS:

① R.P. Singh  
② Anand  
③ M. Singh  
④ S. Singh  
⑤ A. Singh  
⑥ S. Singh

⑦ Anand  
⑧ Anand  
⑨ H.  
⑩ Anand

**FOUR YEAR UNDERGRADUATE PROGRAM (2024 – 28)**

**DEPARTMENT OF BOTANY**

**COURSE CURRICULUM**

<b>PART- A: Introduction</b>			
<b>Program: Bachelor in Life Science (Honors)</b>		<b>Semester - VIII</b>	<b>Session: 2024-2025</b>
1	<b>Course Code</b>	<b>BOSE-10 P</b>	
2	<b>Course Title</b>	<b>Lab. Course -10 (Applied Botany and Intellectual Property Rights)</b>	
3	<b>Course Type</b>	<b>Laboratory course</b>	
4	<b>Pre-requisite (if, any)</b>	<i>As per program</i>	
5	<b>Course Learning Outcomes (CLO)</b>	At the end of this course, students will be able to: <ul style="list-style-type: none"> <li>➤ Understand forest structure and composition.</li> <li>➤ Get knowledge about phenology of various species.</li> <li>➤ Learn nursery bed preparation technique.</li> <li>➤ Analyze the density and moisture content of wood.</li> </ul>	
6	<b>Credit Value</b>	<b>1 Credits</b>	<i>Credit =30 Hours Laboratory or Field learning/Training</i>
7	<b>Total Marks</b>	<b>Max. Marks: 50</b>	<b>Min Passing Marks: 20</b>
<b>PART -B: Content of the Course</b>			
<b>Total No. of learning-Training/performance Periods: 30 Periods (30 Hours)</b>			
<b>Module</b>	<b>Topics (Course contents)</b>		<b>No. of Period</b>
Lab./Field Training/ Experiment Contents of Course	<ul style="list-style-type: none"> <li>• Study of forest composition.</li> <li>• Recording the observations on phenological characteristics of different tree species.</li> <li>• Study of the natural and artificial regeneration.</li> <li>• Lay outting of nursery bed and soil preparation, types of seed sowing in nursery bed.</li> <li>• Study of gross features of different types of wood; straight interlocked, spiral and wavy grain, texture, lusture, etc.</li> <li>• Study of characteristics of trees/shrubs/grasses for agroforestry.</li> <li>• Volume and biomass estimation.</li> <li>• Crown measurement.</li> <li>• Study of vase life extension in cut flower using chemicals.</li> <li>• Study and description of botanical features of floricultural plants studied in theory paper.</li> <li>• Drafting a patent application: Students can learn how to draft a patent application for a new invention .</li> <li>• Trademark registration process: Students can learn how to register a trademark in India.</li> </ul>		<b>30</b>
<b>Keywords</b>	<i>Phenological, Wood grain, Nnursery bed, Regeneration</i>		

**Signature of Convener & Members (CBoS) :**

① R. P. Rao

② R. S. Rao

③ M. S. Rao

④ *[Signature]*

⑤ *[Signature]*

⑥ *[Signature]*

⑦ *[Signature]*

⑧ *[Signature]*

⑨ *[Signature]*

⑩ *[Signature]*

## PART-C: Learning Resources

### Text Books, Reference Books and Others

#### Text Books Recommended –

1. Chundawat D S and Gautam SK (2010) Textbook of agroforestry. Oxford and IBH publishing co pvt. Ltd.
2. . Nair, P.K.R. (1993) An introduction to agroforestry. Kluwer Academic Publishers. 499 p. 4. Huxley, P. (1999) Tropical agroforestry. Blackwell Science, Oxford.
3. Khosla, P.K. and Khurana, D.K. (1987) Agroforestry for rural needs. Vol. I and II, ISTS, Solan, H.P.
4. Ong, C.K. and Huxley, P.K. (1996) Tree crop interactions - A physiological approach. ICRAF, Kenya.
5. . Ramakrishnan, P.S. (1992) Shifting agriculture and sustainable development. Man and biosphere series. The Parthenon Publishing Group.
6. . SenSarma, P.K. and Jha, L.K. (1993) Agroforestry. Indian Perspectives. Ashish Publishers, Delhi.5. Khanna, L. S. (1984). Principles and Practice of Silviculture, KhannaBhandu, Dehra Dun.
7. 7. Ram Prakash and L.S. Khanna. (1991) Theory and Practice of Silvicultural systems. International Book Distributors, Dehra Dun.

#### Reference Books Recommended –

1. Champman, G.W. and Allan, T.G. (1978). Establishment Techniques for Forest Plantation F.A.O Forestry Paper No.8. F.A.O Rome.
2. Anonymous. (1976) Indian forest utilization. Volume I and II ICFRE Publication, Dehradun.
3. Mehta, T.(1981) A handbook of forest utilization. Periodical Expert Book Agency, Delhi. 298
4. "Floriculture Principles and Species" by Dhiman Mukherjee
5. "Floriculture in India" by Jyotsna Singh and Ramesh Chandra
6. "Floriculture: A Basic Guide" by K.V. Peter
7. "Handbook of Flowering" by Jitendra Kumar
8. "Commercial Floriculture: Principles and Practices" by A.P. Misra and V.P. Singh
9. Intellectual Property Rights and Biotechnology by Shashikala Gурpur and Sreenivasulu N.S.
10. Intellectual Property Rights and Plant Biotechnology by Ramanujam Srinivasan
11. Intellectual Property Rights: An Overview by Arul George Scaria

#### Online Resources–

##### ➤ e-Resources / e-books and e-learning portals

- <https://ipindia.gov.in/form-and-fees.htm>
- <https://www.indiafilings.com/trademark-registration?matchtype=e&device>
- <https://www.youtube.com/watch?v=S7F6bCRBUDg&t=111s>
- <https://www.youtube.com/watch?v=SrWcYWzJJ8>
- <https://www.youtube.com/watch?v=tYysC0dwtU0>
- [https://www.youtube.com/watch?v=U5\\_nynPVdTY](https://www.youtube.com/watch?v=U5_nynPVdTY)
- <https://www.youtube.com/watch?v=7faqx7N-pS4>
- <https://www.youtube.com/watch?v=AQdEXkVFGew>
- <https://www.youtube.com/watch?v=uDWiLCvc3lQ>

#### Online Resources–

##### ➤ e-Resources / e-books and e-learning portals

- [www.swayam.ac.in](http://www.swayam.ac.in)
- [www.ignou.ac.in](http://www.ignou.ac.in)
- [www.egyankosh.ac.in](http://www.egyankosh.ac.in)
- [www.iitm.ac.in](http://www.iitm.ac.in)
- [www.eskillindia.org](http://www.eskillindia.org)
- [www.eshiksha.mp.gov.in](http://www.eshiksha.mp.gov.in)
- [www.vlab.co.in](http://www.vlab.co.in)
- [www.internshala.com](http://www.internshala.com)
- [www.ndl.iitkgp.ac.in](http://www.ndl.iitkgp.ac.in)

## PART -D: Assessment and Evaluation

### Suggested Continuous Evaluation Methods:

Maximum Marks: 50 Marks

Continuous Internal Assessment (CIA): 15 Marks

End Semester Exam (ESE): 35 Marks

Continuous Internal Assessment (CIA): 15 (By Course Teacher)	Internal Test / Quiz-(2): 10 & 10	Better marks out of the two Test / Quiz + obtained marks in Assignment shall be considered against 15 Marks
	Assignment/Seminar +Attendance - 05 Total Marks - 15	

End Semester Exam (ESE): 35	Laboratory / Field Skill Performance: On spot Assessment		Managed by Course teacher as per lab. status
	A. Performed the Task based on lab. work	- 20 Marks	
	B. Spotting based on tools & technology (written)	- 10 Marks	
	C. Viva-voce (based on principle/technology)	- 05 Marks	

Name and Signature of Convener & Members of CBoS:

① R. Khosla  
② Anand  
③ [Signature]  
④ [Signature]  
⑤ [Signature]  
⑥ [Signature]  
⑦ [Signature]  
⑧ [Signature]

**FOUR YEAR UNDERGRADUATE PROGRAM (2024 – 28)**

**DEPARTMENT OF BOTANY**

**COURSE CURRICULUM**

<b>PART- A: Introduction</b>			
<b>Program: Bachelor in Life Science (Honors)</b>		<b>Semester - VIII</b>	<b>Session: 2024-2025</b>
1	Course Code	BOSE -11 T	
2	Course Title	Biochemistry and Enzymology	
3	Course Type	Discipline specific Elective (DSE)	
4	Pre-requisite (if, any)	As per program	
5	Course Learning Outcomes (CLO)	At the end of this course, the students will be able to > Basic idea of life building block biomolecules. > Energy status of the cell > Basic carbohydrates, lipids and proteins structure > Biocatalyst enzymes	
6	Credit Value	3 Credits	Credit = 15 Hours - learning & Observation
7	Total Marks	Max. Marks: 100	Min Passing Marks: 40
<b>PART -B: Content of the Course</b>			
Total No. of Teaching-learning Periods (01 Hr. per period) - 45 Periods (45 Hours)			
Unit	Topics (Course contents)		No. of Period
I	<ul style="list-style-type: none"> <li>Structure of atoms, molecules and chemical bonds.</li> <li>Stabilizing interactions (Van der Waals, electrostatic, hydrogen bonding, hydrophobic interaction, etc.).</li> <li>Principles of biophysical chemistry (pH, buffer, reaction kinetics, thermodynamics, colligative properties)..</li> <li>Composition, structure and function of biomolecules (carbohydrates,).</li> </ul>		12
II	<ul style="list-style-type: none"> <li>Bioenergetics, glycolysis, oxidative phosphorylation, coupled reaction, group transfer, biological energy transducers.</li> <li>Principles of thermodynamics, free energy and chemical potential, redox reactions, structure and function of ATP.</li> </ul>		11
III	<ul style="list-style-type: none"> <li>Lipids : structure and function, alpha and beta oxidation and anabolism.</li> <li>Nucleic acids : DNA, RNA, Conformation of nucleic acids (helix (A, B,C, Z), t-RNA, mRNA, rRNA, HnRNA micro-RNA).hoogestein bridge, hairpin DNA</li> </ul>		11
IV	<ul style="list-style-type: none"> <li>Proteins- amino acids, primary, secondary, tertiary and quaternary structure. Conformation of proteins (Ramachandran plot, secondary structure, domains, motif and folds).</li> <li>Fundamentals of Enzymology: General aspect, classification, nature of enzymes, mode of enzyme action, allosteric mechanism, feedback method of inhibition, regulatory and active sites, isoenzymes, Ribozyme, Abzymes, kinetics of enzymatic catalysis, Michaelis – Menton equation and its significance.</li> </ul>		11
<b>Keywords</b> reaction kinetics, inhibition. active sites, Conformation, ATP			

**Signature of Convener & Members (CBoS) :**

① *[Signature]*  
 ② *[Signature]*  
 ③ *[Signature]*  
 ④ *[Signature]*  
 ⑤ *[Signature]*  
 ⑥ *[Signature]*  
 ⑦ *[Signature]*  
 ⑧ *[Signature]*  
 ⑨ *[Signature]*  
 ⑩ *[Signature]*

Biophysical chemistry  
 Bioenergetics  
 Lipids  
 Nucleic acid  
 Protein  
 Enzymology

## PART-C: Learning Resources

### Text Books, Reference Books and Others

#### Text Books recommended:

- Galaston, A. W., (1989) Life Processes in Plants. Scientific American Library, Springer- Verlag, New York, USA.
- Hopkins, W. G. (1995) Introduction to Plant Physiology John Willey and Sons, Inc. New York, USA.
- Dennis D. T., Turpin, D. H., Lefebvre D. D. and Layzell, D. B. (1997) Plant Metabolism. Longman, Essex, England.
- Moore, T. C. (1989) Biochemistry and Physiology of Plant Hormone. Springer Verlag, New York.
- Nobel, P. S. (1999) Physiochemical and Environmental Plant Physiology. Academic Press, San Diego, USA.
- Thomas, B. and Vince-Prue(1997) Photoperiodism in Plants. Academic Press; San Diego, USA.

#### Reference Books Recommended-

- Taiz, L. and Zeiger, E., (1989) Plant Physiology. Sinauer Associates, Inc. Publishers, Massachusetts, USA.
- Salisbury F. B. and Ross, C. W., (1992) Plant Physiology Wadsworth Publishing Co., California, USA
- Lehninger : Principles Of Biochemistry by David L Nelson, Michael M Cox 2021

### Online Resources-

#### ➤ e-Resources / e-books and e-learning portals

- <https://www.mdpi.com/journal/biomolecules>
- <https://www.news-medical.net/life-sciences/An-Overview-of-Enzymology.aspx#:~:text=Enzymology%20is%20the%20study%20of,products%20controlled%20by%20equilibrium%20properties.>
- [https://bio.libretexts.org/Bookshelves/Introductory\\_and\\_General\\_Biology/Book%3A\\_General\\_Biology\\_\(Boundless\)/06%3A\\_Metabolism/6.02%3A\\_Energy\\_and\\_Metabolism\\_-\\_Types\\_of\\_Energy](https://bio.libretexts.org/Bookshelves/Introductory_and_General_Biology/Book%3A_General_Biology_(Boundless)/06%3A_Metabolism/6.02%3A_Energy_and_Metabolism_-_Types_of_Energy)
- <https://www.thoughtco.com/dna-versus-rna-608191>

### Online Resources-

#### ➤ e-Resources / e-books and e-learning portals

- [www.swayam.ac.in](http://www.swayam.ac.in)
- [www.ignou.ac.in](http://www.ignou.ac.in)
- [www.egyankosh.ac.in](http://www.egyankosh.ac.in)
- [www.iitm.ac.in](http://www.iitm.ac.in)
- [www.eskillindia.org](http://www.eskillindia.org)
- [www.eshiksha.mp.gov.in](http://www.eshiksha.mp.gov.in)
- [www.vlab.co.in](http://www.vlab.co.in)
- [www.internshala.com](http://www.internshala.com)
- [www.ndl.iitkgp.ac.in](http://www.ndl.iitkgp.ac.in)

## PART -D: Assessment and Evaluation

### Suggested Continuous Evaluation Methods:

Maximum Marks: 100 Marks

Continuous Internal Assessment (CIA): 30 Marks

End Semester Exam (ESE): 70 Marks

Continuous Internal Assessment (CIA):30 (By Course Teacher)	Internal Test / Quiz-(2): 20 +20	Better marks out of the two Test / Quiz + obtained marks in Assignment shall be considered against 30 Marks
	Assignment / Seminar - 10 Total Marks - 30	
End Semester Exam (ESE): 70	Two section – A & B Section A: Q1. Objective – 10 x1= 10 Mark; Q2. Short answer type- 5x4 =20 Marks Section B: Descriptive answer type qts., 1out of 2 from each unit-4x10=40 Marks	

Name and Signature of Convener & Members of CBoS:

① R. D. Poores  
② R. M. D.  
③ R. K.  
④ R. K.  
⑤ R. K.  
⑥ R. K.

⑦ R. K.  
⑧ R. K.  
⑨ R. K.  
⑩ R. K.

**FOUR YEAR UNDERGRADUATE PROGRAM (2024 – 28)**

**DEPARTMENT OF BOTANY**

**COURSE CURRICULUM**

<b>PART- A: Introduction</b>			
<b>Program: Bachelor in Life Science (Honors)</b>		<b>Semester -VIII</b>	<b>Session: 2024-2025</b>
1	<b>Course Code</b>	<b>BOSE -11 P</b>	
2	<b>Course Title</b>	<b>Lab. Course -11 P (Biochemistry and enzymology)</b>	
3	<b>Course Type</b>	<b>Laboratory course</b>	
4	<b>Pre-requisite (if, any)</b>	<b>As per program</b>	
5	<b>Course Learning Outcomes (CLO)</b>	<ul style="list-style-type: none"> <li>➤ Students will be familiar with the common biobuilding block</li> <li>➤ Biochemical analysis of common biomolecules</li> <li>➤ Enzyme kinetics and its role</li> <li>➤ Characterization of light harvesting molecule chlorophyll.</li> </ul>	
6	<b>Credit Value</b>	<b>1 Credits</b>	<b>Credit =30 Hours Laboratory or Field learning/Training</b>
7	<b>Total Marks</b>	<b>Max. Marks: 50</b>	<b>Min Passing Marks: 20</b>
<b>PART -B: Content of the Course</b>			
<b>Total No. of learning-Training/performance Periods: 30 Periods (30 Hours)</b>			
<b>Module</b>	<b>Topics (Course contents)</b>		<b>No. of Period</b>
<b>Lab./Field Training/ Experiment Contents of Course</b>	<ol style="list-style-type: none"> <li>1) Biochemical test of carbohydrates, sucrose, glucose proteins, lipids</li> <li>2) Biochemical test of Catalase, dehydrogenase, peroxidase test</li> <li>3) Preparation of chlorophyll extract</li> <li>4) Separation of chlorophyll by paper chromatography.</li> <li>5) Separation of chlorophyll amino acids by paper chromatography.</li> <li>6) Effect of temperature on enzyme activity</li> <li>7) Effect of pH on enzyme activity</li> </ol>		<b>30</b>
<b>Keywords</b>	Biochemical test, Catalase, dehydrogenase, chlorophyll, enzyme		
<b>Signature of Convener &amp; Members (CBoS) :</b>			

① R. Singh  
 ② Kumar  
 ③ M. Singh  
 ④ Singh  
 ⑤ Singh  
 ⑥ Singh

⑦ Singh  
 ⑧ Singh  
 ⑨ Singh  
 ⑩ Singh

## PART-C: Learning Resources

### Text Books, Reference Books and Others

#### Text Books Recommended –

1. Practical Biochemistry by Damodaran Geetha K (Author) Jaypee Brothers Medical Publishers
2. *Practical Manual of Biochemistry*, CBS Publishers & Distributors Pvt. Ltd. (1 January 2020); CBS Publishers & Distributors Pvt. Ltd.

#### Reference Books Recommended –

1. Introductory Practical Biochemistry Paperback – 2 January 2001 by S.K. Sawhney (Editor), R. Singh (Editor) Narosa Publishing House
2. Practical Enzymology Author(s): Prof. Dr. Hans Bisswanger First published: 23 February 2011 Print ISBN: 9783527320769 | Online ISBN: 9783527659227 | DOI: 10.1002/9783527659227 Copyright © 2011 Wiley-VCH Verlag GmbH & Co. KGaA

#### Online Resources–

##### ➤ e-Resources / e-books and e-learning portals

- 1) [https://www.amazon.in/s/ref=dp\\_byline\\_sr\\_book\\_1?ie=UTF8&field-author=KAUSHIK+G+G&search-alias=stripbooks](https://www.amazon.in/s/ref=dp_byline_sr_book_1?ie=UTF8&field-author=KAUSHIK+G+G&search-alias=stripbooks)
- 2) [https://efaidnbmnnnibpcajpcgclefindmkaj/https://www.mlsu.ac.in/econtents/1616\\_Biochemical%20Tests%20of%20Carbohydrate,%20protein,%20lipids%20and%20salivary%20amylase.pdf](https://efaidnbmnnnibpcajpcgclefindmkaj/https://www.mlsu.ac.in/econtents/1616_Biochemical%20Tests%20of%20Carbohydrate,%20protein,%20lipids%20and%20salivary%20amylase.pdf)
- 3) <https://alevelbiology.co.uk/notes/tests-for-carbohydrates/>
- 4) <https://alevelbiology.co.uk/notes/test-for-proteins/>
- 5) <https://studymind.co.uk/notes/test-for-lipids-and-proteins/>
- 6) <https://www.ncbi.nlm.nih.gov/pmc/articles/PMC4121948/>

#### Online Resources–

##### ➤ e-Resources / e-books and e-learning portals

- [www.swayam.ac.in](http://www.swayam.ac.in)
- [www.ignou.ac.in](http://www.ignou.ac.in)
- [www.egyankosh.ac.in](http://www.egyankosh.ac.in)
- [www.iitm.ac.in](http://www.iitm.ac.in)
- [www.eskillindia.org](http://www.eskillindia.org)
- [www.eshiksha.mp.gov.in](http://www.eshiksha.mp.gov.in)
- [www.vlab.co.in](http://www.vlab.co.in)
- [www.internshala.com](http://www.internshala.com)
- [www.ndl.iitkgp.ac.in](http://www.ndl.iitkgp.ac.in)

## PART -D: Assessment and Evaluation

### Suggested Continuous Evaluation Methods:

Maximum Marks: 50 Marks

Continuous Internal Assessment (CIA): 15 Marks

End Semester Exam (ESE): 35 Marks

Continuous Internal Assessment (CIA): 15 (By Course Teacher)	Internal Test / Quiz-(2): 10 & 10	Better marks out of the two Test / Quiz + obtained marks in Assignment shall be considered against 15 Marks
	Assignment/Seminar + Attendance - 05 Total Marks - 15	
End Semester Exam (ESE): 35	Laboratory / Field Skill Performance: On spot Assessment A. Performed the Task based on lab. work - 20 Marks B. Spotting based on tools & technology (written) - 10 Marks C. Viva-voce (based on principle/technology) - 05 Marks	Managed by Course teacher as per lab. status

Name and Signature of Convener & Members of CBoS:

① R. Singh  
② R. Kumar  
③ M. Singh

④ [Signature]  
⑤ [Signature]  
⑥ [Signature]

⑦ [Signature]  
⑧ [Signature]  
⑨ [Signature]  
⑩ [Signature]

**FOUR YEAR UNDERGRADUATE PROGRAM (2024 – 28)**

**DEPARTMENT OF BOTANY**

**COURSE CURRICULUM**

<b>PART- A: Introduction</b>			
<b>Program: Bachelor in Life Science (Honors)</b>		<b>Semester - VIII</b>	<b>Session: 2024-2025</b>
1	Course Code	BOSE- 12 T	<i>Genetic</i>
2	Course Title	Bioinformatics and Gene Technology	
3	Course Type	Discipline specific Elective (DSE)	
4	Pre-requisite (if, any)	As per program	
5	Course Learning Outcomes (CLO)	At the end of the course, the students will be able : ➤ Understand basics of bioinformatics and it's tools. ➤ Learn application of bioinformatics in various areas. ➤ Analyse and perform RAPD,RFLP,PCR etc. ➤ Understand GMO and ethics behind the cloning.	
6	Credit Value	3 Credits	Credit = 15 Hours - learning & Observation
7	Total Marks	Max. Marks: 100	Min Passing Marks: 40
<b>PART -B: Content of the Course</b>			
Total No. of Teaching-learning Periods (01 Hr. per period) - 45 Periods (45 Hours)			
Unit	Topics (Course contents)		No. of Period
I	<b>Introduction to Bioinformatics:</b> Introduction, Branches of Bioinformatics, Aim, Scope and Research areas of Bioinformatics. Biological Databases,Basic bimolecular concepts: Protein, and amino acid, DNA & RNA, Sequence Classification format of Biological Databases.. National Center for Biotechnology Information (NCBI),Examples of related tools(FASTA, BLAST, BLAT, RASMOL), databases(GENBANK, Pubmed, PDB .		12
II	<b>Applications of Bioinformatics :</b> Structural Bioinformatics in Drug Discovery, Quantitative structure-activity relationship (QSAR) techniques in Drug Design, Microbial genome applications, protein sequencing, gene sequencing, Crop improvement.		11
III	<b>Genetic technology :</b> Recombinant DNA technology; restriction endonuclease, cloning vectors. Blotting techniques: Northern, Southern and Western Blotting, DNA Fingerprinting;Molecular DNA markers i.e. RAPD, RFLP. DNA sequencing, PCR and Reverse Transcriptase-PCR.		11
IV	<b>Application of genetic technology:</b> Genetically modified organism; bt cotton and btbrinjal.Transgenic crop; Golden rice. <i>Agrobacterium</i> transformation,Hybridomaand monoclonal antibodies, ELISA and Immunodetection. Molecular diagnosis of human disease, Human gene Therapy, social, legal and ethical aspect of cloning.		11
<b>Keywords</b> Bioinformatics, Durg design, Crop improvement, ELISA			

**Signature of Convener & Members (CBoS) :**

① <i>Risoe</i>	⑥ <i>Blant</i>
② <i>hundi</i>	⑦ <i>malin</i>
③ <i>hy</i>	⑧ <i>bniz</i>
④ <i>ATW</i>	⑨ <i>S R</i>
⑤ <i>Apal</i>	⑩ <i>Wey</i>

## PART-C: Learning Resources

### Text Books, Reference Books and Others

#### Text Books Recommended –

1. Bhojwani, S.S. and Razdan, M.K., (1996). Plant Tissue Culture: Theory and Practice. Elsevier Science Amsterdam. The Netherlands.
2. Glick, B.R., Pasternak, J.J. (2003). Molecular Biotechnology- Principles and Applications of recombinant DNA. ASM Press, Washington.
3. Snustad, D.P. and Simmons, M.J. (2010). Principles of Genetics. John Wiley and Sons, U.K. 5th edition.
4. Stewart, C.N. Jr. (2008). Plant Biotechnology & Genetics: Principles, Techniques and Applications. John Wiley & Sons Inc. U.S.A

#### Reference Books Recommended –

1. Mount D., Bioinformatics: Sequence and Genome Analysis. Cold Spring Harbor Laboratory Press, New York. (2004).
2. Baxevanis, A.D. and Francis Ouellette, B.F., Bioinformatics- A Practical Guide to the Analysis of Genes and Proteins. Wiley India Pvt Ltd. (2009).
3. Ghosh Z. and Bibekanand M. (2008) Bioinformatics: Principles and Applications. Oxford University Press.
4. Pevsner J. (2009) Bioinformatics and Functional Genomics. II Edition. Wiley- Blackwell.
5. Campbell A. M., Heyer L. J. (2006) Discovering Genomics, Proteomics and Bioinformatics. II Edition. Benjamin Cummings.

#### Online Resources–

##### ➤ e-Resources / e-books and e-learning portals

- <https://pubmed.ncbi.nlm.nih.gov/24272431/#:~:text=Bioinformatics%20is%20an%20interdisciplinary%20field,a%20computational%20point%20of%20view.>
- <https://byjus.com/biology/bioinformatics/>
- [https://www.lkouniv.ac.in/site/writereaddata/siteContent/202003291612341467kuaum\\_yadav\\_Bioinformatics.pdf](https://www.lkouniv.ac.in/site/writereaddata/siteContent/202003291612341467kuaum_yadav_Bioinformatics.pdf)
- <https://www.geeksforgeeks.org/types-of-biological-database-in-bioinformatics/>
- <https://www.umass.edu/microbio/rasmol/techintr.htm#:~:text=RasMol%20is%20a%20molecular%20graphics,generation%20of%20publication%20quality%20images.>
- <https://www.intechopen.com/chapters/88596>
- <https://www.ncbi.nlm.nih.gov/pmc/articles/PMC9696050/#:~:text=Bioinformatics%2C%20next%2Dgeneration%20sequencing%2C,improving%20crop%20quality%20%5B87%5D.>
- <https://www.enzolifesciences.com/science-center/technotes/2017/march/what-are-the-differences-between-pcr-rt-pcr-qpcr-and-rt-qpcr?/>
- <https://education.nationalgeographic.org/resource/genetically-modified-organisms/>

#### Online Resources–

##### ➤ e-Resources / e-books and e-learning portals

- [www.swayam.ac.in](http://www.swayam.ac.in)
- [www.ignou.ac.in](http://www.ignou.ac.in)
- [www.egyankosh.ac.in](http://www.egyankosh.ac.in)
- [www.iitm.ac.in](http://www.iitm.ac.in)
- [www.eskillindia.org](http://www.eskillindia.org)
- [www.eshiksha.mp.gov.in](http://www.eshiksha.mp.gov.in)
- [www.vlab.co.in](http://www.vlab.co.in)
- [www.internshala.com](http://www.internshala.com)
- [www.ndl.iitkgp.ac.in](http://www.ndl.iitkgp.ac.in)

## PART -D: Assessment and Evaluation

### Suggested Continuous Evaluation Methods:

Maximum Marks: 100 Marks

Continuous Internal Assessment (CIA): 30 Marks

End Semester Exam (ESE): 70 Marks

Continuous Internal Assessment (CIA): 30 (By Course Teacher)	Internal Test / Quiz-(2): 20 +20	Better marks out of the two Test / Quiz + obtained marks in Assignment shall be considered against 30 Marks
	Assignment / Seminar - 10 Total Marks - 30	
End Semester Exam (ESE): 70	Two section – A & B Section A: Q1. Objective – 10 x1= 10 Mark; Q2. Short answer type- 5x4 =20 Marks Section B: Descriptive answer type qts., 1out of 2 from each unit-4x10=40 Marks	

Name and Signature of Convener & Members of CBoS:

① R.P. Das  
② Kundu  
③ M.

④  
⑤  
⑥

⑦  
⑧  
⑨  
⑩

**FOUR YEAR UNDERGRADUATE PROGRAM (2024 – 28)**

**DEPARTMENT OF BOTANY**

**COURSE CURRICULUM**

<b>PART- A: Introduction</b>			
<b>Program: Bachelor in Life Science (Honours)</b>		<b>Semester - VIII</b>	<b>Session: 2024-2025</b>
1	<b>Course Code</b>	<b>BOSE -12 P</b>	
2	<b>Course Title</b>	<b>Lab. Course -12 (Bioinformatics and Gene Technology)</b>	
3	<b>Course Type</b>	<b>Laboratory course</b>	
4	<b>Pre-requisite (if, any)</b>	<b>As per program</b>	
5	<b>Course Learning Outcomes (CLO)</b>	At the end of this course, students will be able to: <ul style="list-style-type: none"> <li>➤ Retrieve gene and protein from gene bank.</li> <li>➤ Understand steps of production of GMO.</li> <li>➤ Learn the isolation of plasmid DNA.</li> <li>➤ Understand use and application of PCR.</li> </ul>	
6	<b>Credit Value</b>	<b>1 Credits</b>	<b>Credit =30 Hours Laboratory or Field learning/Training</b>
7	<b>Total Marks</b>	<b>Max. Marks: 50</b>	<b>Min Passing Marks: 20</b>
<b>PART -B: Content of the Course</b>			
<b>Total No. of learning-Training/performance Periods: 30 Periods (30 Hours)</b>			
<b>Module</b>	<b>Topics (Course contents)</b>		<b>No. of Period</b>
<b>Lab./Field Training/ Experiment Contents of Course</b>	<ul style="list-style-type: none"> <li>• Retrieve the gene from Gene bank and to save the sequence in FASTA format.</li> <li>• Retrieve the protein from Gene bank and to save the sequence in FASTA format.</li> <li>• Find the similarity of sequence for the given nucleotide or protein sequence.</li> <li>• Find the similarity of sequence for the given protein sequence.</li> <li>• Study of steps of genetic engineering for production of Bt cotton, Golden rice through photographs.</li> <li>• Study of methods of gene transfer through photographs: Agrobacterium-mediated, direct gene transfer by electroporation, microinjection, micro projectile, bombardment.</li> <li>• Isolation of plasmid DNA.</li> <li>• Restriction digestion and gel electrophoresis of plasmid DNA.</li> <li>• Demonstration of PCR.</li> </ul>		<b>30</b>
<b>Keywords</b>	<b>Gene bank , FASTA, Agrobacterium, PCR</b>		

**Signature of Convener & Members (CBoS) :**

①	⑦
②	⑧
③	⑨
④	⑩
⑤	
⑥	

## PART-C: Learning Resources

### Text Books, Reference Books and Others

#### Text Books Recommended –

1. Stewart, C.N. Jr. (2008). Plant Biotechnology & Genetics: Principles, Techniques and Applications. John Wiley & Sons Inc. U.S.A
2. Glick, B.R., Pasternak, J.J. (2003). Molecular Biotechnology- Principles and Applications of recombinant DNA. ASM Press, Washington.
3. Baxevanis, A.D. and Francis Ouellette, B.F., Bioinformatics- A Practical Guide to the Analysis of Genes and Proteins. Wiley India Pvt Ltd. (2009).
4. Ghosh Z. and Bibekanand M. (2008) Bioinformatics: Principles and Applications. Oxford University Press.

#### Reference Books Recommended –

1. Sarma, P V G K, 2021. A Practical Textbook of Genetic Engineering in Bacteria .
2. Yves Tourte, 2003 . Genetically Modified Organisms Transgenesis in Plants

#### Online Resources–

##### ➤ e-Resources / e-books and e-learning portals

- <https://vvvcollege.org/dbt/LabManual-Bioinformatics.pdf>
- [https://webstor.srmist.edu.in/web\\_assets/srm\\_mainsite/files/files/BI0505%20LAB%20MANUAL.pdf](https://webstor.srmist.edu.in/web_assets/srm_mainsite/files/files/BI0505%20LAB%20MANUAL.pdf)
- <https://www.ncbi.nlm.nih.gov/pmc/articles/PMC7712542/#:~:text=Transfer%20the%20supernatant%20that%20contains,the%20purity%20of%20the%20DNA.>
- <https://miteshshrestha.wordpress.com/wp-content/uploads/2018/03/flavr-savr-tomato-golden-rice-bt-cotton.pdf>
- [https://www.deshbandhucollege.ac.in/pdf/resources/1589512616\\_Z\(H\)-VI-Biotech-1.pdf](https://www.deshbandhucollege.ac.in/pdf/resources/1589512616_Z(H)-VI-Biotech-1.pdf)
- [https://bio.libretexts.org/Bookshelves/Biotechnology/Lab\\_Manual%3A\\_Introduction\\_to\\_Biotechnology/01%3A\\_Techniques/1.12%3A\\_Restriction\\_Digest\\_with\\_Gel\\_Electrophoresis](https://bio.libretexts.org/Bookshelves/Biotechnology/Lab_Manual%3A_Introduction_to_Biotechnology/01%3A_Techniques/1.12%3A_Restriction_Digest_with_Gel_Electrophoresis)
- <https://www.youtube.com/watch?v=matsiHSuoOw>

#### Online Resources–

##### ➤ e-Resources / e-books and e-learning portals

- [www.swayam.ac.in](http://www.swayam.ac.in)
- [www.ignou.ac.in](http://www.ignou.ac.in)
- [www.egyankosh.ac.in](http://www.egyankosh.ac.in)
- [www.iitm.ac.in](http://www.iitm.ac.in)
- [www.eskillindia.org](http://www.eskillindia.org)
- [www.eshiksha.mp.gov.in](http://www.eshiksha.mp.gov.in)
- [www.vlab.co.in](http://www.vlab.co.in)
- [www.internshala.com](http://www.internshala.com)
- [www.ndl.iitkgp.ac.in](http://www.ndl.iitkgp.ac.in)

## PART -D: Assessment and Evaluation

### Suggested Continuous Evaluation Methods:

Maximum Marks: 50 Marks

Continuous Internal Assessment (CIA): 15 Marks

End Semester Exam (ESE): 35 Marks

Continuous Internal Assessment (CIA): 15 (By Course Teacher)	Internal Test / Quiz-(2): 10 & 10	Better marks out of the two Test / Quiz + obtained marks in Assignment shall be considered against 15 Marks
	Assignment/Seminar + Attendance - 05	
	Total Marks - 15	
End Semester Exam (ESE): 35	Laboratory / Field Skill Performance: On spot Assessment	Managed by Course teacher as per lab. status
	A. Performed the Task based on lab. work - 20 Marks	
	B. Spotting based on tools & technology (written) - 10 Marks	
	C. Viva-voce (based on principle/technology) - 05 Marks	

Name and Signature of Convener & Members of CBoS:

① Rajeev  
② Munish  
③ As

④ Agarwal  
⑤ Sharma

⑦ Deelina  
⑧ Sharma  
⑨ Sharma  
⑩ Vasudeva

**FOUR YEAR UNDERGRADUATE PROGRAM (2024 – 28)**

**DEPARTMENT OF BOTANY  
COURSE CURRICULUM**

<b>PART- A: Introduction</b>		
<b>Program: Bachelor in Life sciences</b> <i>(Certificate / Diploma / Degree)</i>		<b>Semester -</b> VIII/IV
<b>Session: 2024-2025</b>		
1	<b>Course Code</b>	BOVAC-01
2	<b>Course Title</b>	Herbal Plant & Human Health
3	<b>Course Type</b>	Value Addition Course (BOVAC-01)
4	<b>Pre-requisite (if, any)</b>	As per program
5	<b>Course Learning Outcomes (CLO)</b>	<p><b>After completion of this course, the students will be able to –</b></p> <ul style="list-style-type: none"> <li>➤ Understand the value of herbs, herbal medicine and use of herbal medicine.</li> <li>➤ Know about botanical medicine professionals in the complementary and alternative medicine (CAM)</li> <li>➤ Demonstrates the knowledge of the toxicity of plant and essential oil ingredients.</li> <li>➤ Understand the possibility for allergic and unpleasant reactions to herbal products and the impact of herbal quality on potential toxicity.</li> <li>➤ Use the herbal plants in their daily life</li> <li>➤ Adopt the value of herbal medicine to save their health.</li> </ul>
6	<b>Credit Value</b>	<b>2 Credits</b> <i>Credit = 15 Hours - learning &amp; Observation</i>
7	<b>Total Marks</b>	<b>Max. Marks: 50</b> <b>Min Passing Marks: 20</b>
<b>PART -B: Content of the Course</b>		
<b>Total No. of Teaching-learning Periods (01 Hr. per period) - 30 Periods (30 Hours)</b>		
Unit	Topics (Course contents)	No. of Period
I	<p><b>Introduction:</b> Elementary knowledge of Herbal plant and Concept of Herb as medicine.</p> <p>Concept of ethno-medicine, folk medicines, ethno-ecology, ethnic communities of the India &amp; the Chhattisgarh. Concept of Herbal garden. Collection of ethnic information.</p> <p><b>Observation/In Practices - Survey and familiarization with herbs &amp; local herbal plants</b></p>	08
II	<p><b>Importance of medicinal plants:</b> Importance of Herbal / Medicinal plant in human health care – health and balanced diet (Role of proteins, carbohydrates, lipids and vitamins). Common plants &amp; plant parts providing metals and vitamins.</p> <p><b>Observation/In Practices - Survey and familiarization with local herbal medicinal plants</b></p>	07
III	<p><b>Tribal medicine and Traditional knowledge:</b> Introduction, Concept of Tribal medicine, methods of disease diagnosis and treatment – common Plants in folk religion. Traditional knowledge and utility of some medicinal plants in Chhattisgarh.</p> <p><b>Collection /Identification of Herbal plants commonly used by villagers of the state –</b></p> <ul style="list-style-type: none"> <li>• <i>Centella asiatica,</i></li> <li>• <i>Aloe vera,</i></li> <li>• <i>Solanum nigrum,</i></li> <li>• <i>Achyranthus aspera,</i></li> <li>• <i>Withania somnifera,</i></li> <li>• <i>Papaver somniferum,</i></li> <li>• <i>Strychnos nux-vomica,</i></li> <li>• <i>Atropa belladonna;</i></li> </ul>	08
IV	<p><b>Plants in day to day life:</b> Nutritive and medicinal value of common herbal fruits and vegetables of daily use. Precautions during use of herbal medicinal products. Basic idea of contribution of national research laboratories like CDRI, CIMAP, NBRI, etc.</p> <p><b>Collection /Identification of Herbal plants commonly used in daily life - Tulsi, Garlic, Ginger, Turmeric, Ajwain, Methi, Flax, Tea and Coffee.</b></p>	08
<b>Keywords</b> <i>Herbal medicine, Folk medicine, Ethno-medicine, Tribal medicine</i>		
<b>Signature of Convener &amp; Members (CBoS)</b>		

1. *[Signature]*  
 2. *[Signature]*  
 3. *[Signature]*  
 4. *[Signature]*  
 5. *[Signature]*

6. *[Signature]*  
 7. *[Signature]*  
 8. *[Signature]*  
 9. *[Signature]*  
 10. *[Signature]*

## PART-C: Learning Resources

### Text Books, Reference Books and Others

#### Text Books Recommended –

1. Kumar, N.C. (1993). An Introduction to Medical botany and Pharmacognosy. Emkay Publications, New Delhi.
2. Rao, A.P. (1999). Herbs that heal. Diamond Pocket Books (P) Ltd., New Delhi.
3. Iris F. F. Benzie and Sissi Wachtel-Galor. Herbal Medicine, 2nd edition Biomolecular and Clinical Aspects, CRC Press/Taylor & Francis; 2011.
4. Fabrizio Donovan (2020) Medicinal Herbs: The Ultimate Guide to Natural Healing, Learn The Benefits of Herbs and Use the Nature's Most Powerful Medicinal Plants in Making Your Own AZ Remedies to Treat Diseases, Author's Republic.
5. Stargrove Mitchell Bebel ND, Herb, Nutrient, and Drug Interactions, Publisher: Elsevier – Health Sciences Division
6. Iris F. F. Benzie (Editor), Herbal Medicine (Oxidative Stress and Disease) 2nd Edition,

#### Online Resources–

- e-Resources / e-books and e-learning portals
- [www.swayam.ac.in](http://www.swayam.ac.in)
- [www.ignou.ac.in](http://www.ignou.ac.in)
- [www.egyankosh.ac.in](http://www.egyankosh.ac.in)
- [www.iitm.ac.in](http://www.iitm.ac.in)
- [www.eskillindia.org](http://www.eskillindia.org)
- [www.eshiksha.mp.gov.in](http://www.eshiksha.mp.gov.in)
- [www.vlab.co.in](http://www.vlab.co.in)
- [www.internshala.com](http://www.internshala.com)
- [www.ndl.iitkgp.ac.in](http://www.ndl.iitkgp.ac.in)

#### Online Resources–

- <https://pubmed.ncbi.nlm.nih.gov/22593937/>
- <https://crimsonpublishers.com/acam/pdf/ACAM.000551.pdf>
- [https://www.researchgate.net/publication/329823398\\_Medicinal\\_Plants\\_Used\\_in\\_the\\_Treatment\\_of\\_Mental\\_and\\_Neurological\\_Disorders\\_in\\_Ghana](https://www.researchgate.net/publication/329823398_Medicinal_Plants_Used_in_the_Treatment_of_Mental_and_Neurological_Disorders_in_Ghana)
- <https://www.sciencedirect.com/science/article/abs/pii/S0378874115003013>
- <https://core.ac.uk/download/pdf/143841457.pdf>
- <https://practicalselfreliance.com/medicinal-plants/>
- <https://practicalselfreliance.com/medicinal-plants/>
- <https://www.pdfdrive.com/medicinal-plants-books.html>

## PART -D: Assessment and Evaluation

### Suggested Continuous Evaluation Methods:

Maximum Marks: 50 Marks

Continuous Internal Assessment (CIA): 15 Marks

End Semester Exam (ESE): 35 Marks

Continuous Internal Assessment (CIA): (By Course Teacher)	Internal Test / Quiz-(2):	10 & 10	Better marks out of the two Test / Quiz + obtained marks in Assignment shall be considered against 15 Marks
	Assignment/Seminar + Attendance -	05	
	Total Marks -	15	

End Semester Exam (ESE):	Two section – A & B Section A: Q1. Objective – 05 x1= 05 Mark; Q2. Short answer type- 5x2 =10 Marks Section B: Descriptive answer type qts., 1 out of 2 from each unit- 4x05 =20 Marks
--------------------------	--

### Name and Signature of Convener & Members of CBoS:

1. R. Prasad
2. R. Prasad
3. R. Prasad
4. R. Prasad
5. R. Prasad

6. R. Prasad
7. R. Prasad
8. R. Prasad
9. R. Prasad
10. R. Prasad

**FOUR YEAR UNDERGRADUATE PROGRAM (2024 – 28)**  
**DEPARTMENT OF BOTANY**  
**COURSE CURRICULUM**

<b>PART- A: Introduction</b>			
Program: Bachelor in Life Sciences(Certificate / Diploma / Degree)		Semester - II/IV/V/VI	Session: 2024-2025
1	Course Code	BOSEC-01	
2	Course Title	Gardening and Floriculture	
3	Course Type	Skill Enhance Course (BOSEC 01)	
4	Pre-requisite (if, any)	As per program	
5	Course Learning Outcomes (CLO)	After completion of this course, the students will be able to - > understand the concept of Gardening & Floriculture > learn about the gardening technique and familiar with gardening tools > adopt the skill of gardening as well as floriculture > student may develop entrepreneurship in this field.	
6	Credit Value	2 Credits (1C + 1C)	Credit = 15 Hours – Theoretical learning and = 30 Hours Laboratory or Field learning/Training
7	Total Marks	Max. Marks: 50	Min Passing Marks: 20
<b>PART -B: Content of the Course</b>			
Total No. of Teaching-learning Periods: Theory – 15 Periods (15 Hrs) and Lab. or Field learning/Training 30 Periods (30 Hours)			
Module	Topics (Course contents)		No. of Period
Theory Contents	1. <b>Concept &amp; Types of Garden:</b> Concept of Garden & Landscape Gardening, Styles of garden – Formal & Informal garden, Free style gardens, Home garden, Hanging garden; Types of gardens – English, Mughal, Babylonian garden <i>[Observation &amp; Practices]</i> 2. <b>Garden plants:</b> Ornamental plants - Shrubbery, Fernery, Arches (climbers and creepers), Pergolas, Edges & Hedges and Pot plants, Cacti and Succulents plants, Flower borders and beds, Ground covers and carpet beds <i>[Observation &amp; Practices]</i> 3. <b>Floriculture:</b> Present situation & scope in India. Various types of flowers – Seasonal flowers, Cut flowers. Flower Crops - Rose, Chrysanthemum, Carnation, Gerbera, Gladioli, Tuberose, Aster, Lilly, Dahlia and Marigold. <i>[Observation &amp; Practices]</i>		15
Lab./Field Training Contents	1. Familiarization with different tools and equipments used in gardening work. 2. Design and Plotting of Garden and Preparation of Soil for Garden 3. Soil decontamination techniques, Planting methods, Fertigation method 4. Propagation techniques for selected ornamental plants Weed management 5. Harvesting techniques, Post-harvest handling, Pre cooling, Pulsing, Packing, 6. Preparation of composite mixture and manuring practice in nursery and pots. 7. Practice in budding, cutting, layering and grafting etc. 8. Practice of flower arrangements, flower bouquet.		30
Keywords	<i>Garden, Flower, Floriculture, Garden tools</i>		
Signature of Convener & Members (CBoS)			
1. <i>[Signature]</i> 2. <i>[Signature]</i> 3. <i>[Signature]</i> 4. <i>[Signature]</i> 5. <i>[Signature]</i> 6. <i>[Signature]</i> 7. <i>[Signature]</i> 8. <i>[Signature]</i> 9. <i>[Signature]</i> 10. <i>[Signature]</i>			

## PART-C: Learning Resources

### Text Books, Reference Books and Others

#### Text Books Recommended –

1. Randhawa, G. S. and Mukhopadhyay, A. (1986) "Floriculture in India." Allied Publisher (India)
2. Bhattacharjee, S. K. (2006) "Advances in Ornamental Horticulture." Vols. I-VI. Pointer Pub.
3. Lauria, A. and Victor, H. R. (2001) "Floriculture – Fundamentals and Practices." Agrobios.
4. Sabina, G. T. and Peter, K. V. (2008) "Ornamental Plants for Gardens." New India pub. India.

#### Online Resources–

- e-Resources / e-books and e-learning portals
- [www.swayam.ac.in](http://www.swayam.ac.in)
- [www.ignou.ac.in](http://www.ignou.ac.in)
- [www.egvankosh.ac.in](http://www.egvankosh.ac.in)
- [www.iitm.ac.in](http://www.iitm.ac.in)
- [www.eskillindia.org](http://www.eskillindia.org)
- [www.eshiksha.mp.gov.in](http://www.eshiksha.mp.gov.in)
- [www.vlab.co.in](http://www.vlab.co.in)
- [www.internshala.com](http://www.internshala.com)
- [www.ndl.iitkgp.ac.in](http://www.ndl.iitkgp.ac.in)

#### Online Resources–

- e-Resources / e-books and e-learning portals
- <https://indiaagronet.com/horticulture/CONTENTS/LANDSCAPE.htm>
- [https://www.youtube.com/watch?v=ZUIh6ZFO48c&ab\\_channel=MountainGardens](https://www.youtube.com/watch?v=ZUIh6ZFO48c&ab_channel=MountainGardens)
- <https://www.youtube.com/watch?v=EE0oQO6n9iA>
- <https://www.teachmint.com/tfile/studymaterial/bsc/j1063fog/l1styleofgardeningpdf/0d825bd66d-4180-afe1-28950aa42454>
- [https://k8449r.weebly.com/uploads/3/0/7/3/30731055/types\\_of\\_gardens\\_compatibility\\_model\\_pdf-signed.pdf](https://k8449r.weebly.com/uploads/3/0/7/3/30731055/types_of_gardens_compatibility_model_pdf-signed.pdf)
- <https://www.egvankosh.ac.in/bitstream/123456789/73050/1/Unit-2.pdf>
- [https://www.academia.edu/40140208/A\\_HANDBOOK\\_ON\\_FLORICULTURE\\_And\\_Landscaping](https://www.academia.edu/40140208/A_HANDBOOK_ON_FLORICULTURE_And_Landscaping)
- [https://k8449r.weebly.com/uploads/3/0/7/3/30731055/landscape\\_gardening.pdf](https://k8449r.weebly.com/uploads/3/0/7/3/30731055/landscape_gardening.pdf)
- <https://homeguides.sfgate.com/gardening-tools-uses-41745.html>
- <https://tractoroguru.in/blog/floriculture-types-of-flowers-tips-and-importance-of-floriculture/>

## PART -D: Assessment and Evaluation

### Suggested Continuous Evaluation Methods:

Maximum Marks: 50 Marks

Continuous Internal Assessment (CIA): 15 Marks

End Semester Exam (ESE): 35 Marks

Continuous Internal Assessment (CIA): 15 (By Course Coordinator)	Internal Test / Quiz-(2): 10 & 10	Better marks out of the two Test / Quiz + obtained marks in Assignment shall be considered against 15 Marks
	Assignment/Seminar +Attendance - 05 Total Marks - 15	

End Semester Exam (ESE): 35	Laboratory / Field Skill Performance: On spot Assessment	Managed by Coordinator as per skilling
	A. Performed the Task based on learned skill - 20 Marks B. Spotting based on tools (written) - 10 Marks C. Viva-voce (based on principle/technology) - 05 Marks	

### Name and Signature of Convener & Members of CBoS:

- 1.
- 2.
- 3.
- 4.
- 5.






- 6.
- 7.
- 8.
- 9.
- 10.

**FOUR YEAR UNDERGRADUATE PROGRAM (2024 -2028)**  
**DEPT. OF BOTANY: VALUE ADDITION COURSE**  
**COURSE CURRICULUM (2024-25)**

<b>PART-A: Introduction</b>			
<b>Program: Undergraduate</b> (Certificate / Diploma / Degree/Honors)		<b>Semester - I/III/V</b>	
		<b>Session: 2024-2025</b>	
1	Course Code	<b>BOVAC – 02</b>	
2	Course Title	<b>Academic Research &amp; Report Writing</b>	
3	Course Type	<b>Value Addition Course (VAC)</b>	
4	Pre-requisite(if,any)	As per Government norms / Institutional scheme	
5	Course Learning Outcomes (CLO)	<p><i>After completion of this course, the students will be able to -</i></p> <ul style="list-style-type: none"> <li>➤ <i>Understand the academic research and its scope &amp; prospects.</i></li> <li>➤ <i>Know the Importance of Report writing in academic and Research and Necessity of report writing for achievement of academic &amp; research goals</i></li> <li>➤ <i>Demonstrates the knowledge of the toxicity of plant and essential oil ingredients,</i></li> <li>➤ <i>Understand the kinds &amp; characteristics of academic and research reports / presentation and its prospective application.</i></li> <li>➤ <i>Use the tools and techniques of academic research and report writing</i></li> <li>➤ <i>Adopt the skill of research designing and report/ paper / thesis writing</i></li> </ul>	
6	Credit Value	<b>2 Credits</b>	<b>Credit = 15 Hours - learning &amp; Observation</b>
7	Total Marks	<b>Max. Marks: 50</b>	<b>Min Passing Marks: 20</b>
<b>PART -B: Content of the Course</b>			
<b>Total No. of Teaching-learning Periods (01 Hr. per period) - 30 Periods (30 Hours)</b>			
Module	Topics (Course contents): Learning and Practices		No. of Hrs
<b>I</b>	<b>Introduction:</b> Concept of - Academic Research and Research Project, Component of a concept Paper for academic research, Research-Characteristics, Type, Formulation & Design, Format, Scope, Motivation & Prospects. Popular Scheme & Organization in India promoting Research - INSPIRE, NSF, MEF, DBT, DST, DNES, STARD, ICAR, ICMR, CSIR, INSA.		<b>08 Hours</b>
<b>II</b>	<b>Research paper / Review writing:</b> Steps of writing a research report. Types of Research paper, Structure of Research papers, Research paper formats, Abstract writing, Methodology, Results and Discussion, Different formats referencing, Ways of communicating a research papers, (Assignments)		<b>07 Hours</b>
<b>III</b>	<b>Report/ Dissertation / Thesis Writing</b> - Structure of a thesis , Scope of the work, Literature review, Experimental / Computational details, Preliminary studies, Result and Discussion, Figures & Table Preparation, Conclusion and Future works, Bibliography, Appendixes (Assignments)		<b>07 Hours</b>
<b>IV</b>	<b>Tools, Techniques &amp; Presentation--</b> Various word processors - MS Office- Word, Excel & PowerPoint, Libre-office, Latex etc. Making effective presentations using Power Point and Beamer. Basic idea of Data collection, Tabulation & Presentation. Plagiarism detection tools (Assignments)		<b>08 Hours</b>
<b>Keywords</b>	<b>Academic Research, Research report, Project, Thesis/ Dissertation/ Review writing</b>		

**Signature of Convener & Members of CBOS:**

1.   
 2.   
 3.   
 4.   
 5. 

6.   
 7.   
 8.   
 9.   
 10. 

## PART-C

BVAC – 02 (Academic Research & Report Writing)

### Learning Resources: Text Books, Reference Books and Others

#### Text Books Recommended –

- Technical Report Writing and Research Methodology by Dr Naushad Alam Dr Quadri Javeed Ahmad Peer Dr Banarsi Lal, Write & Print Publications
- Research Writing A Complete Guide (PB) by Srinivasan R, How Academics
- GUIDE TO REPORT WRITING by Netzley, Snow, PEARSON INDIA
- A Student Guide to Writing Research Reports, Papers, Theses and Dissertations By Cathal Ó Siochrú; ISBN 9780367621049. Published 2022 by Routledge
- <https://www.goodreads.com/shelf/show/report-writing>

#### Online Resources–

- e-Resources / e-books and e-learning portals
  - <https://www.questionpro.com/blog/research-reports/>
  - <https://egyankosh.ac.in/bitstream/123456789/39238/1/Unit-5.pdf>
  - <https://www.studocu.com/in/document/visvesvaraya-technological-university/research-methodology/general-format-of-a-research-report/33791300>
  - <https://students.unimelb.edu.au/academic-skills/resources/report-writing/research-reports>
  -
- ❖ Use of following sites
- <https://www.wiley.com/en-ie/Student+Research+and+Report+Writing:+From+Topic+Selection+to+the+Complete+Paper-p-9781118963913>
- <https://www.researchgate.net/publication/275654158> HAND BOOK FOR WRITING RESEARCH PAPER

## PART -D: Assessment and Evaluation

### Suggested Continuous Evaluation Methods:

Maximum Marks:	50 Marks
Continuous Internal Assessment (CIA):	15 Marks
End Semester Exam (ESE):	35 Marks

Continuous Internal Assessment (CIA): (By Course Teacher)	Internal Test / Quiz-(2): 10 & 10 Assignment/Seminar +Attendance - 05 Total Marks - 15	Better marks out of the two Test / Quiz + obtained marks in Assignment shall be considered against 15 Marks
End Semester Exam (ESE):	Two section – A & B Section A: Q1. Objective – 05 x1= 05 Mark; Q2. Short answer type- 5x2 =10 Marks Section B: Descriptive answer type qts., 1out of 2 from each unit- 4x05 =20 Marks	

### Signature of Convener & Members of CBOS:

1. R. D. Singh  
2. [Signature]  
3. [Signature]  
4. [Signature]  
5. [Signature]

6. [Signature]  
7. [Signature]  
8. [Signature]  
9. [Signature]  
10. [Signature]

**FOUR YEAR UNDERGRADUATE PROGRAM (2024 -2028)**  
**DEPT. OF BOTANY: SKILL ENHANCEMENT COURSE**  
**COURSE CURRICULUM (2024-25)**

<b>PART-A: Introduction</b>			
<b>Program: Undergraduate</b> <i>(Certificate / Diploma / Degree/Honors)</i>		<b>Semester - II/IV</b>	<b>Session: 2024-2025</b>
1	Course Code	<b>BOSEC-02</b>	
2	Course Title	<b>Flower Decoration</b>	
3	Course Type	<b>Skill Enhance Course (SEC)</b>	
4	Pre-requisite (if, any)	As per Government norms / Institutional scheme	
5	Course Learning Outcomes(CLO)	<i>After completion of this course, the students will be able to-</i> ➤ <i>-understand the concept of Flower arrangement &amp; Decoration</i> ➤ <i>-learn the idea, design and style of Flower decoration and its importance</i> ➤ <i>-learn the skill of different types Flower arrangement with local/social application, commercial value and social demand</i> ➤ <i>-adopt the skill of Indian, Western, Japanese and other/local style of flower arrangement / decoration towards level of entrepreneurs' start-up</i>	
6	Credit Value	<b>2 Credits</b> <b>(1C + 1C)</b>	<b>Credit = 15 Hours – Theoretical learning and = 30 Hours Laboratory or Field learning/Training</b>
7	Total Marks	<b>Max. Marks: 50</b>	<b>Min Passing Marks: 20</b>

<b>PART -B: Content of the Course</b>		
Total No. of Teaching-learning Periods: Theory – 15 Periods (15 Hrs) and Lab. or Field learning/Training 30 Periods (30 Hours)		
Module	Topics (Course contents): learning, Observation and Preparation	No. of Hrs
<b>I</b>	<b>Introduction:</b> Basic knowledge of Flowering plants, Ornamental plants, Decorative plants- Shade plants, Ferns, Bonsai, Decorative Flowers, Flower shows. Commercial flowers, Common Ornamental plants and flowers of local area /state. Famous flower Gardens of India. <i>[ Learning and Practices]</i>	<b>04Hours Learning and 07 Hours Practices</b>
<b>II</b>	<b>Floral ornaments &amp; Flower arrangements:</b> Garlands, Floral bouquets, Floral rangoli, Flower arrangements – concept, idea , design and style – Western styles, Japanes or Ikebana styles, Common types of Flower arrangement – Elliptical, Vertical, Horizontal Triangular, Crescent, S & Oval shapes and Cascade .flower arrangement. <i>[ Learning and Practices]</i>	<b>04Hours Learning and 07HoursPractices</b>
<b>III</b>	<b>Flower decoration:</b> Flowers used for decoration; Different idea of flower decoration for Home, Festivals, office, Gallery, Stage, Wall, Table, Gate. Flower Pot / Vas / Bottle decoration. <i>[ Learning and Practices]</i>	<b>03 Hours + 07 Hours</b>
<b>IV</b>	<b>Creative decorations:</b> Flower drying and Dry flower decoration, Foliage arrangement; Dry foliage decoration; Flower decoration by Oil Painting, Resin art of Flower decoration Terrarium – concept, design and creation of different forms. Bonsai, Shady foliage, Fern and Water plant/ flower decoration. <i>[ Learning and Practices]</i>	<b>04Hours Learning and 09 Hours Practices</b>
<b>Keywords</b>	<b>Floral ornaments, Flower arrangement, Flower decoration</b>	

**Signature of Convener & Members of CBOS:**

1. *R. Sreej*  
 2. *[Signature]*  
 3. *Indira*  
 4. *[Signature]*  
 5. *[Signature]*

6. *[Signature]*  
 7. *[Signature]*  
 8. *[Signature]*  
 9. *[Signature]*  
 10. *[Signature]*

**PART-C****BOSEC-02 (Flower Decoration)****Learning Resources: Text Books, Reference Books and Others****Text Books Recommended**

## Textbooks:

1. Floriculture in India, G. S. Randhawa and A. Mukhopadhyay, Allied Publishers Pvt. Ltd.
2. Modern Ikebana: A New Wave in Floral Design Hardcover-2020 by Tom Loxley & Victoria Gaiger
3. On Flowers: Lessons from an Accidental Florist, Illustrated, 2019 by Amy Merrick (Author)
4. Flower School: A Practical Guide to the Art of Flower Arranging, 2020 by Calvert Crary (Author)
5. The Flower Expert: Ideas and Inspiration for a Life With Flowers, 2019 by Fleur McHarg (Author)
6. The Art of Flower Arranging, 1992 by Jan Hall (Author)
7. A Personal Guide to Flower Arranging: Volume 2 Spring and Summer, 2021 by Wendy Markby
8. The Flower Chef: A Modern Guide to Do-It-Yourself Floral Arrangements, 2016 by Carly Cylinder
9. Easy Ikebana: 30 Beautiful Flower Arrangements, 2020 by Shinichi Nagatsuka (Author)

## Reference Book:

<https://www.gardensillustrated.com/reviews/the-best-new-floristry-books>

## Online Resources-

❖ e-Resources/e-books and e-learning portals Use of following sites

- <https://en.wikipedia.org/wiki/Ikebana>
- <https://www.artsy.net/article/artsy-editorial-thriving-art-ikebana-japanese-tradition-flower-arranging>
- [https://agritech.tnau.ac.in/horticulture/horti\\_Landscaping\\_dryflower\\_tech.html](https://agritech.tnau.ac.in/horticulture/horti_Landscaping_dryflower_tech.html)
- <https://library.ihbt.res.in/Institute%20Brochures/dry%20flower.pdf>
- [https://static.vikaspedia.in/media/files\\_en/agriculture/farm-based-enterprises/value-added-products/dry-flower-production-1.pdf](https://static.vikaspedia.in/media/files_en/agriculture/farm-based-enterprises/value-added-products/dry-flower-production-1.pdf)
- [https://www.researchgate.net/publication/362645798\\_Dry\\_Flower\\_Technology\\_A\\_Value\\_Addition\\_to\\_Floriculture\\_Industry](https://www.researchgate.net/publication/362645798_Dry_Flower_Technology_A_Value_Addition_to_Floriculture_Industry)
- <https://in.pinterest.com/smsastry/flower-decoration/>
- <https://in.pinterest.com/galisreelatha/flower-decoration/>
- <https://www.britannica.com/art/floral-decoration>
- <https://homebnc.com/best-creative-flower-decoration-ideas/>
- 
- 

**PART -D: Assessment and Evaluation**

## Suggested Continuous Evaluation Methods:

Maximum Marks: 50 Marks

Continuous Internal Assessment (CIA): 15 Marks

End Semester Exam (ESE): 35 Marks

Continuous Internal Assessment (CIA): (By Course Coordinator)	Internal Test / Quiz-(2): 10 & 10	Better marks out of the two Test / Quiz + obtained marks in Assignment shall be considered against 15 Marks
	Assignment/Seminar + Attendance - 05 Total Marks - 15	
End Semester Exam (ESE):	Laboratory / Field Skill Performance: On spot Assessment A. Performed the Task based on learned skill - 20 Marks B. Spotting based on tools (written) - 10 Marks C. Viva-voce (based on principle/technology) - 05 Marks	Managed by Coordinator as per skilling

Name and Signature of Convener &amp; Members of CBOS:

1. *R. Siva*
2. *[Signature]*
3. *[Signature]*
4. *[Signature]*
5. *[Signature]*
6. *[Signature]*
7. *[Signature]*
8. *[Signature]*
9. *[Signature]*
10. *[Signature]*

**FOUR YEAR UNDERGRADUATE PROGRAM (2024 – 28)**

**DEPARTMENT OF BOTANY**

**COURSE CURRICULUM**

<b>PART- A: Introduction</b>			
<b>Program: Bachelor in Life Sciences</b> <i>(Diploma / Degree/Honors)</i>		<b>Semester –</b> III/IV/V/VI/VII/VIII	<b>Session: 2024-2025</b>
1	Course Code	<b>BOGE -01 T</b>	
2	Course Title	<b>Elementary Botany</b>	
3	Course Type	<b>Generic elective (GE)</b>	
4	Pre-requisite (if, any)	<b>As per program</b>	
5	Course Learning Outcomes (CLO)	At the end of this course, the students will be able to ➤ Understand the Basics of Botany and its branches. ➤ Get acquainted with complex interrelationship between organisms and environment. ➤ Develop a comprehensive understanding of the identification, cultivation, and processing of medicinal plants, and their chemical constituents. ➤ Utilize plants resources for livelihood.	
6	Credit Value	<b>3 Credits</b>	<b>Credit = 15 Hours - learning &amp; Observation</b>
7	Total Marks	<b>Max. Marks: 100</b>	<b>Min Passing Marks: 40</b>
<b>PART -B: Content of the Course</b>			
<b>Total No. of Teaching-learning Periods (01 Hr. per period) - 45 Periods (45 Hours)</b>			
Unit	Topics (Course contents)		No. of Period
<b>I</b>	<b>Basics of Plant Science:</b> Differences and resemblances between; living and nonliving plants and animals, plant and animal cell. Concept of prokaryotes and eukaryotes. Important features of thallophyta, Bryophyta, Pteridophyta, Gymnosperm and Angiosperm. Structure and function of a typical flowering plant.		<b>12</b>
<b>II</b>	<b>Branches of botany:</b> General idea, features, and significance; Anatomy, Cytology, Economic Botany, Ethnobotany, Forestry, Genetics, Histology, Microbiology, Paleobotany, Phytochemistry, Phytopathology, Plant biotechnology, Plant breeding, Plant ecology, Plant morphology, Plant physiology, Plant Taxonomy, etc,		<b>11</b>
<b>III</b>	<b>Plants for human welfare:</b> Plant Resources for Rural livelihood – Mahua, Tendu patta, Bamboo and Firewood. Ethnobotany in India: Methods to study Ethnobotany, Applications of Ethnobotany, ethnomedicinal plants and ethnoecology. Application of plant products for certain diseases- Cough and cold, Jaundice, Infertility, Diabetes, Blood pressure and Skin diseases.		<b>11</b>
<b>IV</b>	<b>Ancient Indian Botany:</b> Indigenous Medicinal Sciences; Definition and Scope-Ayurveda: History, origin, panchamahabhutas, saptadhatu and tridosha concepts, Rasayana, plants used in ayurvedic treatments, Siddha: Origin of Siddha medicinal systems, Basis of Siddha system, plants used in Siddha medicine. Unani: History, concept. Charaksamhita. Ancient and modern Botanists and their contributions.-Charak, Jagdish Chandra Bose, B.P.Pal, Desikachary, K.C. Mehta M.S. Swaminathan etc.		<b>11</b>
<b>Keywords</b>	<b>Prokaryotes, Ethnobotany, Taxonomy, Ayurveda</b>		

**Signature of Convener & Members (CBoS) :**

1. *R. S. Rao*  
 2. *M. S. Swaminathan*  
 3. *J. D. Desai*  
 4. *M. S. Swaminathan*  
 5. *M. S. Swaminathan*

6. *B. S. Rao*  
 7. *B. S. Rao*  
 8. *M. S. Swaminathan*  
 9. *M. S. Swaminathan*  
 10. *M. S. Swaminathan*

## PART-C: Learning Resources

### Text Books, Reference Books and Others

#### Text Books Recommended –

1. College Botany Ganguli Kar and dutta , HIMALAYA Publishers
2. "Handbook of Medicinal Plants" by L.D. Kapoor
3. "Indian Medicinal Plants: An Illustrated Dictionary" by C.P. Khare
4. "Medicinal Plants in India: Conservation and Sustainable Utilization in the Emerging Global Scenario" edited by V.K. Gupta
5. "A Compendium of Medicinal Plants in India: An Introduction to Ayurveda" by S.L. Kochhar
6. A handbook of forest utilization by T. Mehta
7. Plants and human welfare by O.P.Sharma

#### Reference Books Recommended –

1. Charak Samhita
2. Medicinal Plants of India" by C.P. Khare

#### Online Resources–

- e-books and e-learning portals
- [www.swayam.ac.in](http://www.swayam.ac.in)
- [www.ignou.ac.in](http://www.ignou.ac.in)
- [www.egyankosh.ac.in](http://www.egyankosh.ac.in)
- [www.iitm.ac.in](http://www.iitm.ac.in)
- [www.eskillindia.org](http://www.eskillindia.org)
- [www.eshiksha.mp.gov.in](http://www.eshiksha.mp.gov.in)
- [www.vlab.co.in](http://www.vlab.co.in)
- [www.internshala.com](http://www.internshala.com)
- [www.ndl.iitkgp.ac.in](http://www.ndl.iitkgp.ac.in)

#### Online Resources–

#### e-Resources / e-books and e-learning portals

- <https://extension.oregonstate.edu/collection/botany-basics>
- <https://www.pbs.org/video/botany-basics-iuu2bl/>
- <https://efaidnbmnnnibpcajpcglclefindmkaj/https://www2.ca.uky.edu/agcomm/pubs/ho/ho96/ho96.pdf>
- <https://www.botanytoday.com/branches-of-botany/>
- <https://efaidnbmnnnibpcajpcglclefindmkaj/https://www.unanijournal.com/articles/94/3-1-11-206.pdf>
- [https://efaidnbmnnnibpcajpcglclefindmkaj/https://wgbis.ces.iisc.ac.in/biodiversity/sahyadri/documents/botany\\_history.pdf](https://efaidnbmnnnibpcajpcglclefindmkaj/https://wgbis.ces.iisc.ac.in/biodiversity/sahyadri/documents/botany_history.pdf)
- <https://vedpuran.files.wordpress.com/2016/07/charaksamhitaatrivedevajigupt-vol-1.pdf>
- <https://egyankosh.ac.in/handle/123456789/89429>

## PART -D: Assessment and Evaluation

### Suggested Continuous Evaluation Methods:

Maximum Marks: 100 Marks

Continuous Internal Assessment (CIA): 30 Marks

End Semester Exam (ESE): 70 Marks

Continuous Internal Assessment (CIA): 30 (By Course Teacher)	Internal Test / Quiz-(2): 20 +20	Better marks out of the two Test / Quiz + obtained marks in Assignment shall be considered against 30 Marks
	Assignment / Seminar - 10	
	Total Marks - 30	

End Semester Exam (ESE): 70	Two section – A & B Section A: Q1. Objective – 10 x1= 10 Mark; Q2. Short answer type- 5x4 =20 Marks Section B: Descriptive answer type qts., 1out of 2 from each unit-4x10=40 Marks
-----------------------------	---

### Name and Signature of Convener & Members of CBoS:

- 1.
- 2.
- 3.
- 4.
- 5.

- 6.
- 7.
- 8.
- 9.
- 10.





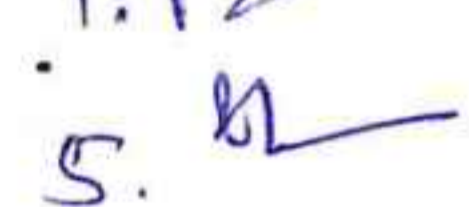
**FOUR YEAR UNDERGRADUATE PROGRAM (2024-28)**


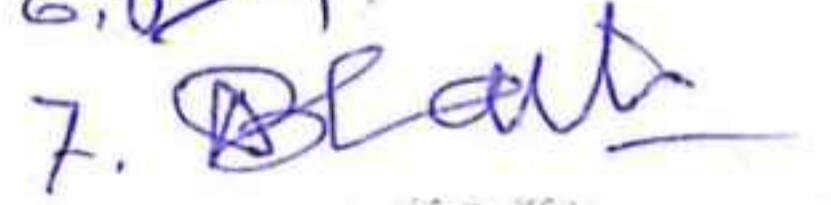



**DEPARTMENT OF BOTANY**

**COURSE CURRICULUM**

<b>PART- A: Introduction</b>			
<b>Program: Bachelor in Life Sciences</b> <i>(Diploma / Degree/ Honors)</i>		<b>Semester –</b> III, IV, V, VI, VII, VIII	<b>Session: 2024-2025</b>
1	<b>Course Code</b>	BOGE -01 P	
2	<b>Course Title</b>	Lab. Course -01 (Elementary Botany)	
3	<b>Course Type</b>	Laboratory course	
4	<b>Pre-requisite (if, any)</b>	<i>As per program</i>	
5	<b>Course Learning Outcomes (CLO)</b>	At the end of this course, the students will be able to <ul style="list-style-type: none"> <li>➤ Understand structure of plant cell, prokaryotic cell and eukaryotic cell.</li> <li>➤ Identify pteridophytes of college campus.</li> <li>➤ Learn about the different types of plant tissues.</li> <li>➤ Learn about Ayurvedic system of medicine.</li> </ul>	
6	<b>Credit Value</b>	1 Credits	<i>Credit =30 Hours Laboratory or Field learning/Training</i>
7	<b>Total Marks</b>	<b>Max. Marks: 50</b>	<b>Min Passing Marks: 20</b>
<b>PART -B: Content of the Course</b>			
<b>Total No. of learning-Training/performance Periods: 30 Periods (30 Hours)</b>			
Module	Topics (Course contents)		No. of Period
Lab./Field Training/ Experiment Contents of Course	<ol style="list-style-type: none"> <li>1. Microscopic study of plant cell.</li> <li>2. Microscopic study of prokaryotic (Bacteria) and eukaryotic cell (algae and fungi).</li> <li>3. Study of thallus structure of <i>Riccia</i> and <i>Marchantia</i>.</li> <li>4. Identification of different plants growing in college campus.</li> <li>5. Study of a typical flowering plant and it's parts.</li> <li>6. Study of internal structure of root and stem.</li> <li>7. Study of parenchyma, collenchyma and sclerenchyma.</li> <li>8. Study of medicinal plants of college campus.</li> <li>9. Study of plants used to cure cough and cold, jaundice and skin diseases.</li> <li>10. Visit to any local ayurvedic hospital / practitioner to understand Ayurveda.</li> </ol>		<b>30</b>
<b>Keywords</b>	<i>Prokaryotic, Parenchyma, Jaundice, Ayurveda.</i>		

**Signature of Convener & Members (CBoS) :**

1. 
2. 
3. 
4. 
5. 

6. 
7. 
8. 
9. 
10. 

## PART-C: Learning Resources

Text Books, Reference Books and Others

### Text Books Recommended –

### Text Books Recommended –

1. College Botany Ganguli Kar and dutta , HIMALAYA Publishers
2. "Handbook of Medicinal Plants" by L.D. Kapoor
3. "Indian Medicinal Plants: An Illustrated Dictionary" by C.P. Khare
4. "Medicinal Plants in India: Conservation and Sustainable Utilization in the Emerging Global Scenario" edited by V.K. Gupta
5. "A Compendium of Medicinal Plants in India: An Introduction to Ayurveda" by S.L. Kochhar
6. A handbook of forest utilization by T. Mehta
7. Plants and human welfare by O.P.Sharma

### Reference Books Recommended –

1. Charak Samhita
2. Medicinal Plants of India" by C.P. Khare

### Online Resources–

- e-Resources / e-books and e-learning portals
- [www.swayam.ac.in](http://www.swayam.ac.in)
- [www.ignou.ac.in](http://www.ignou.ac.in)
- [www.egyankosh.ac.in](http://www.egyankosh.ac.in)
- [www.iitm.ac.in](http://www.iitm.ac.in)
- [www.eskillindia.org](http://www.eskillindia.org)
- [www.eshiksha.mp.gov.in](http://www.eshiksha.mp.gov.in)
- [www.vlab.co.in](http://www.vlab.co.in)
- [www.internshala.com](http://www.internshala.com)
- [www.ndl.iitkgp.ac.in](http://www.ndl.iitkgp.ac.in)

### Online Resources–

- e-Resources / e-books and e-learning portals
- <https://www.ncbi.nlm.nih.gov/pmc/articles/PMC5871155/>
- <https://cms.botany.org/home/careers-jobs/careers-in-botany/areas-of-specialization-in-botany.html>

## PART -D: Assessment and Evaluation

### Suggested Continuous Evaluation Methods:

Maximum Marks: 50 Marks

Continuous Internal Assessment (CIA): 15 Marks


End Semester Exam (ESE): 35 Marks

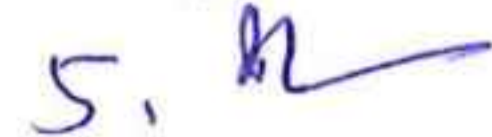
Continuous Internal Assessment (CIA): 15 (By Course Teacher)	Internal Test / Quiz-(2): 10 & 10	Better marks out of the two Test / Quiz + obtained marks in Assignment shall be considered against 15 Marks
	Assignment/Seminar +Attendance - 05	
	Total Marks - 15	
End Semester Exam (ESE): 35	Laboratory / Field Skill Performance: On spot Assessment	
	A. Performed the Task based on lab. work - 20 Marks	Managed by Course teacher as per lab. status
	B. Spotting based on tools & technology (written) – 10 Marks	
C. Viva-voce (based on principle/technology) - 05 Marks		

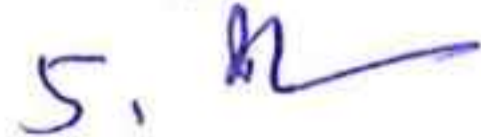
Name and Signature of Convener & Members of CBoS:


1. 

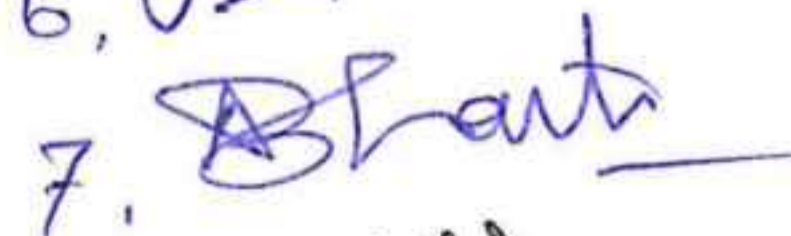
2. 

3. 


4. 

5. 

6. 

7. 

8. 

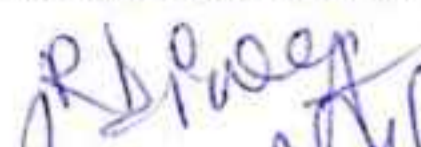









9. 

10. 

**FOUR YEAR UNDERGRADUATE PROGRAM (2024 – 28)**

**DEPARTMENT OF BOTANY**

**COURSE CURRICULUM**

<b>PART- A: Introduction</b>			
<b>Program: Bachelor in Life Sciences</b> <i>(Diploma / Degree/Honors)</i>		<b>Semester –</b> III/ IV/V/VI/VII/VIII	<b>Session: 2024-2025</b>
1	<b>Course Code</b>	<b>BOGE -02 T</b>	
2	<b>Course Title</b>	<b>Microbes and Thallophyta</b>	
3	<b>Course Type</b>	<b>Generic elective (GE)</b>	
4	<b>Pre-requisite (if, any)</b>	<b>As per program</b>	
5	<b>Course Learning Outcomes (CLO)</b>	At the end of this course, the students will be able to 1. Understand about the Microbes and their Importance. 2. Identify edible mushrooms and learn cultivation techniques. 3. Learn about bio-fertilizers and their uses. 4. Understand life cycles of different algae and fungi.	
6	<b>Credit Value</b>	<b>3 Credits</b>	<b>Credit = 15 Hours - learning &amp; Observation</b>
7	<b>Total Marks</b>	<b>Max. Marks: 100</b>	<b>Min Passing Marks: 40</b>
<b>PART -B: Content of the Course</b>			
<b>Total No. of Teaching-learning Periods (01 Hr. per period) - 45 Periods (45 Hours)</b>			
<b>Unit</b>	<b>Topics (Course contents)</b>		<b>No. of Period</b>
<b>I</b>	<b>Viruses:</b> - general characteristics, nature, structure and nomenclature, Bacteriophages and TMV; Lytic and Lysogenic cycles, transmission and replication of viruses, Symptoms of viral diseases on plants, important plant diseases, viroid, prions. <b>Actinomycetes:</b> general characteristics, Structure, reproduction and economic importance. <b>Mycoplasma, Phytoplasma:</b> general characteristics, structure, reproduction and their economic uses.		<b>12</b>
<b>II</b>	<b>Bacteria:</b> History, general character, classification and morphology, Gram positive and Gram-negative bacteria, structure of bacteria shape, size flagella and ultra structure of bacterial cell; Bacterial Growth curve, factors affecting growth of microbes; sporulation, reproduction, recombination in bacteria- Transformation Conjugation and Transduction, and Economic importance. <b>Cyanobacteria:</b> General characteristics, morphology, Heterocyst, cell structure of Cyanobacteria, reproduction and economic importance of Bacteria.		<b>11</b>
<b>III</b>	<b>Phycology:</b> General characteristic features of Algae. Algae in diversified habitat, Salient features, occurrence, classification and range of thallus organization. Prominent pigments found in Algae. Reproduction classification, general character and life cycle of - <i>Volvox, Oedogonium, Chara, Vaucheria, Ectocarpus</i> and <i>Polysiphonia</i> . Economic importance of algae - Role of algae in soil fertility, algae as biofertilizer, blue green algae and nitrogen fixation. Symbiosis; algal products - Agar, biofuel		<b>11</b>
<b>IV</b>	<b>Mycology, Mushroom Cultivation, Lichenology &amp; Mycorrhiza:</b> General characteristic features of Fungi, Economic importance and Classification of Fungi, Nutrition, Heterothallism, Physiological specialization, Heterokaryosis & Parasexuality in Fungi. Fungi as biocontrol agent. Classification, general character and life cycle of - <i>Mucor, Phytophthora, Penicillium, Peziza, Ustilago, Puccinia, Agaricus, Colletotrichum, Alternaria</i> . Edible Mushroom- Button and Oyster mushroom and their cultivation. General account of lichens. General account of Mycorrhiza.		<b>11</b>
<b>Keywords</b>	<b><i>Mycoplasma, Transduction, Biofertilizer, Parasexuality.</i></b>		
<b>Signature of Convener &amp; Members (CBoS):</b>			
1		6	
2		7	
3		8	
4		9	
5		10	

## PART-C: Learning Resources

### Text Books, Reference Books and Others

#### Text Books Recommended –

1. Kumar, H.D. (1999). Introductory Phycology. Affiliated East-West. Press Pvt. Ltd. Delhi. 2nd edition.
2. Tortora, G.J., Funke, B.R., Case, C.L. (2010). Microbiology: An Introduction, Pearson Benjamin Cummings, U.S.A. 10th edition.
3. Sethi, I.K. and Walia, S.K. (2011). Text book of Fungi & Their Allies, MacMillan Publishers Pvt. Ltd., Delhi.
4. Aggarwal, S. K. 2009. Foundation Course in Biology, A one books Pvt. Ltd., New Delhi.
5. Aneja, K. R. 1993. Experiments in Microbiology, Pathology and Tissue Culture, VishwaPrakashan, NewDelhi.
6. Annie Ragland, 2012. Algae and Bryophytes, Saras Publication, Kanyakumari, India.
7. Basu, A. N. 1993. Essentials of Plant Viruses, Vectors and Plant diseases, New Age International, New Delhi.
8. Chopra. G. L. 1984. A text book of Algae, Rastogi publications, Meerut,India.
9. Dubey, R. C. and Maheshwari. D.K. 2012. Practical Microbiology, S. Chand & Company, Pvt. Ltd., NewDelhi.
10. Fritsch, R. E. 1977. Structure and Reproduction of Algae, Cambridge University Press, London.
11. Sharma, P.D. (2011). Plant Pathology. Meerut, U.P.: Rastogi Publication.
12. Pandey B.P. 2001. College Botany Volume 1, S Chand & Company Pvt.Ltd, New Delhi.

#### Reference books:

1. Webster, J., Weber, R. (2007). Introduction to Fungi, 3rd edition. Cambridge, U.K.: Cambridge University Press.
2. Pelzar, 1963. Microbiology, Tata McGraw Hill, New Delhi
3. Rangaswamy, G. 2009, Disease of Crop Plants in India, Prentice Hall of India, New Delhi.
4. Microbiology Fundamental and Applications (hindi) (pb) 9. ISBN: 9788188826230 Edition: 03Year : 2016Author : Dr. Purohit SS , Dr. Deo Publisher : Student Edition Language : Hindi
5. Modern Microbiology (hindi) (hb) ISBN: 9788177543599Edition : 1Year : 2018Author : Dr. Purohit SS , Dr. Singh T Publisher : Agrobios (India)
6. Plant pathology by R.S. Mehrotra, Tata McGraw-Hill Publication

#### Online Resources–

##### ➤ e-Resources / e-learning portals

- [www.swavam.ac.in](http://www.swavam.ac.in)
- [www.ignou.ac.in](http://www.ignou.ac.in)
- [www.egyankosh.ac.in](http://www.egyankosh.ac.in)
- [www.iitm.ac.in](http://www.iitm.ac.in)
- [www.eskillindia.org](http://www.eskillindia.org)
- [www.eshiksha.mp.gov.in](http://www.eshiksha.mp.gov.in)
- [www.vlab.co.in](http://www.vlab.co.in)
- [www.internshala.com](http://www.internshala.com)
- [www.ndl.iitkgp.ac.in](http://www.ndl.iitkgp.ac.in)

#### Online Resources–

##### ➤ e-Resources / e-books and e-learning portals

1. <https://www.classcentral.com/tag/microbiology>
2. <https://www.edx.org/learn/microbiology>
3. <https://www.mooc-list.com/tags/microbiology>
4. <https://www.udemy.com/topic/microbiology/>
5. <https://ucmp.berkeley.edu/bacteria/bacteria.html>
6. <https://www.livescience.com/53272-what-is-a-virus.html>
7. <https://gclambathach.in/lms/Economic%20importance%20of%20Algae.pdf>
8. <https://www.slideshare.net/sardar1109/algae-notes-1>
9. <https://www.onlinebiologynotes.com/algae-general-characteristics-classification/>
10. <https://www.sciencedirect.com/topics/immunology-and-microbiology/fungus>
11. <https://ucmp.berkeley.edu/fungi/fungi.html>
12. <https://agrimoon.com/wp-content/uploads/Mashroom-culture.pdf>
13. <http://ecoursesonline.iasri.res.in/mod/page/view.php?id=11293>
14. [http://www.jnkvv.org/PDF/11042020102651plant\\_pathology.pdf](http://www.jnkvv.org/PDF/11042020102651plant_pathology.pdf)
15. <https://www.apsnet.org/edcenter/disimpactmngmnt/topc/EpidemiologyTemporal/Pages/ManagementStrategi.es.aspx>
16. <https://www.agrilcareer.com/6-easy-steps-for-mushroom-cultivation/>

## PART -D: Assessment and Evaluation

### Suggested Continuous Evaluation Methods:

Maximum Marks: 100 Marks

Continuous Internal Assessment (CIA): 30 Marks

End Semester Exam (ESE): 70 Marks

Continuous Internal Assessment (CIA):30 (By Course Teacher)	Internal Test / Quiz-(2): 20 +20	Better marks out of the two Test / Quiz + obtained marks in Assignment shall be considered against 30 Marks
	Assignment / Seminar - 10 Total Marks - 30	
End Semester Exam (ESE): 70	Two section – A & B Section A: Q1. Objective – 10 x1= 10 Mark; Q2. Short answer type- 5x4 =20 Marks Section B: Descriptive answer type qts., 1out of 2 from each unit-4x10=40 Marks	




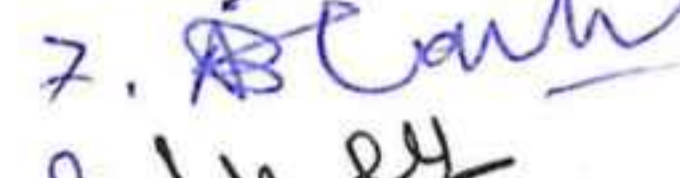





1. Blog  
2. Purohit  
3. Indira  
4. M  
5. H  
6. Birey  
7. Blat  
8. W  
9. S

**Name and Signature of Convener & Members of CBoS:**

**FOUR YEAR UNDERGRADUATE PROGRAM (2024-28)**

**DEPARTMENT OF BOTANY**

**COURSE CURRICULUM**

<b>PART- A: Introduction</b>			
<b>Program: Bachelor in Life Sciences</b> <i>(Diploma / Degree/Honors)</i>		<b>Semester –</b> III/IV/ V/VI/VII/VIII	<b>Session: 2024-2025</b>
1	<b>Course Code</b>	<b>BOGE- 02 P</b>	
2	<b>Course Title</b>	<b>Lab. Course –02 (Microbes and Thallophyta)</b>	
3	<b>Course Type</b>	<b>Laboratory course</b>	
4	<b>Pre-requisite (if, any)</b>	<b>As per program</b>	
5	<b>Course Learning Outcomes (CLO)</b>	<ol style="list-style-type: none"> <li>1. Understand the Viruses, Bacteria, Phycology, Mycology and Plant pathology</li> <li>2. Learn microbial techniques which will be beneficial for agriculture and industry.</li> <li>3. Learn life cycles of selected genera of different groups</li> <li>4. Understand etiology of plant diseases</li> <li>5. Apply their knowledge in the crop fields to eradicate or avoid the diseases</li> </ol>	
6	<b>Credit Value</b>	<b>1 Credits</b>	<b>Credit =30 Hours Laboratory or Field learning/Training</b>
7	<b>Total Marks</b>	<b>Max. Marks: 50</b>	<b>Min Passing Marks: 20</b>
<b>PART -B: Content of the Course</b>			
<b>Total No. of learning-Training/performance Periods: 30 Periods (30 Hours)</b>			
<b>Module</b>	<b>Topics (Course contents)</b>		<b>No. of Period</b>
<b>Lab./Field Training/ Experiment Contents of Course</b>	<ol style="list-style-type: none"> <li>1. Collection of viral/ Bactrial /fungal infected plants</li> <li>2. Study of plant disease symptoms caused by viral/ Bactrial /fungal/ Mycoplasma</li> <li>3. <b>BACTERIAL IDENTIFICATION:</b> Isolation of bacteria Staining techniques: Gram's, staining</li> <li>4. Study / Slide preparation of available Cyanobacteria</li> <li>5. <b>PHYCOLOGY:</b> Study / Slide preparation and Staining of algae –<i>Volvox, Oedogonium</i> and <i>Chara; Vaucheria; Ectocarpus Polysiphonia</i></li> <li>6. <b>MYCOLOGY:</b> Study/ Slide preparation and . Staining of fungi. <i>Mucor, Phytophthora, Penicillium, Peziza, Ustilago, Puccinia; Agaricus, colletotrichum, Alternaria.</i> Study of Button and Oyster Mushroom Lichens: crustose, foliose and fruticose specimens. Study of VAM fungi</li> </ol>		<b>30</b>
<b>Keywords</b>	infected plants, VAM, algae, fungi		
<b>Signature of Convener &amp; Members (CBoS) :</b>			
1.		6.	
2.		7.	
3.		8.	
4.		9.	
5.		10.	

## PART-C: Learning Resources

### Text Books, Reference Books and Others

#### Text Books Recommended –

1. Practical Botany (Part I) ISBN #:81-301-0008-8 Sunil D Purohit, Gotam K Kukda & Anamika Singhvi Edition:2013 Apex Publishing House Durga Nursery Road, Udaipur, Rajasthan (bilingual).
2. Pandey S.K. (2012). Quick Concept of Botany. Publisher LAP LAMBERT Academic Publishing GmbH & Co. KG, Germany (ISBN: 978-3-8484-3104-5).
3. Dubey, R. C. and Maheshwari. D.K. 2012. Practical Microbiology, S. Chand & Company, Pvt. Ltd., New Delhi.
4. Pandey. B.P. 2014 Modern Practical Botany, (Vol-I) S. Chand and Company Pvt. Ltd., New Delhi.

#### Online Resources–

- e-Resources / e-books and e-learning portals
- [www.swayam.ac.in](http://www.swayam.ac.in)
- [www.ignou.ac.in](http://www.ignou.ac.in)
- [www.egyankosh.ac.in](http://www.egyankosh.ac.in)
- [www.iitm.ac.in](http://www.iitm.ac.in)
- [www.eskillindia.org](http://www.eskillindia.org)
- [www.eshiksha.mp.gov.in](http://www.eshiksha.mp.gov.in)
- [www.vlab.co.in](http://www.vlab.co.in)
- [www.internshala.com](http://www.internshala.com)
- [www.ndl.iitkgp.ac.in](http://www.ndl.iitkgp.ac.in)

#### Online Resources–

- e-Resources / e-books and e-learning portals
1. <https://community.plantae.org/tags/moocfuturelearn.com/courses/teaching-biology-inspiring-students-with-plants-in-science>
  2. <https://microbiologysociety.org/publication/education-outreach-resources/basic-practical-microbiology-a-manual.html>
  3. <https://microbiologyonline.org/file/7926d7789d8a2f7b2075109f68c3175e.pdf>
  4. <http://allaboutalgae.com/benefits/>
  5. <https://repository.cimmyt.org/xmlui/bitstream/handle/10883/3219/64331.pdf>
  6. <https://www.mooc-list.com/tags/microbiology>
  7. <http://www.agrifs.ir/sites/default/files/A%20text%20book%20of%20practical%20botany%201%20%7BAshok%20Bendre%7D%20%5B8>
  8. <https://171339239%5D%20%281984%29.pdf>

## PART -D: Assessment and Evaluation

### Suggested Continuous Evaluation Methods:

Maximum Marks: 50 Marks

Continuous Internal Assessment (CIA): 15 Marks

End Semester Exam (ESE): 35 Marks

Continuous Internal Assessment (CIA): 15 (By Course Teacher)	Internal Test / Quiz-(2): 10 & 10	Better marks out of the two Test / Quiz + obtained marks in Assignment shall be considered against 15 Marks
	Assignment/Seminar + Attendance - 05	
Total Marks - 15		
End Semester Exam (ESE): 35	Laboratory / Field Skill Performance: On spot Assessment	
	A. Performed the Task based on lab. work - 20 Marks	Managed by Course teacher as per lab. status
	B. Spotting based on tools & technology (written) - 10 Marks	
	C. Viva-voce (based on principle/technology) - 05 Marks	

### Name and Signature of Convener & Members of CBoS:

- 1.
- 2.
- 3.
- 4.
- 5.
- 6.
- 7.
- 8.
- 9.
- 10.